


GATES INDUSTRIAL POWER TRANSMISSION

A comprehensive product range



Gates Industrial Power Transmission Products

High performance and comprehensive product range

Gates offers a comprehensive programme of V-belts, synchronous belts, tensioners, pulleys, flexible couplings and complete drive systems covering a multitude of applications.

The industrial application range of Gates' power transmission products extends from minimum drives on computer printers or other high-precision tools to industrial compressors and agricultural harvesters.



V-belts

Ever since John Gates invented the world's first rubber V-belt in 1917, Gates has been the leader in the design of power transmission systems for industrial applications and in the manufacture of technically advanced belt drive systems. All Gates' industrial V-belts feature superior performance through the use of state-of-the-art materials and manufacturing processes.

Gates' most recent addition to the range are Quad-Power® III belts. Gates leads the way in the development of cost and energy efficient belt drive systems and now brings you its new generation of Quad-Power® III notched raw edge narrow section V-belts. Gates Quad-Power® III belts deliver higher power ratings, increased trouble-free service life and reduced energy consumption. For detailed info, please see page 6.

Synchronous belts


In 1946 the first synchronous belt was developed, an invention Gates is also credited with. Over the years our range of synchronous belts has expanded to its present size and is perfectly suited for all types of industries and all types of applications. Each and every one of Gates' industrial synchronous belts ensures optimisation of your drive and cost and energy savings.

Poly Chain® GT Carbon™ is Gates' newest polyurethane synchronous belt with patented carbon tensile cord design also suited for high torque, low speed drives. The materials development engineers from Gates are the first to have incorporated a high fatigue-resisting carbon fibre tensile cord into the belt which is made of a new polyurethane compound. Consequently, Poly Chain® GT Carbon™ is the most powerful synchronous belt in the market. For detailed info, please see page 38.



Polyurethane belts

Gates Synchro-Power® polyurethane belts are designed for long lasting and energy-efficient performance on both power transmission and linear applications. They are built in endless and open-end versions in various sizes, constructions and tooth designs handling a wide range of loads, speeds and applications. Gates' standard Synchro-Power® product range covers a multitude of applications. If your process requires a belt design that meets very specific application needs, Gates also offers you a variety of customized polyurethane belt products which meet your most challenging requirements. For detailed info, please see page 62.



Flexible couplings

Since electronic speed controls are increasingly being used in the industry, Gates has responded to this requirement by developing a flexible coupling range covering standard motor sizes. For detailed info, please see page 68.

REACH – Environment-friendly and safe quality products

REACH is a European Community regulation – Regulation (EC) No 1907/2006 – on chemicals and their safe use. It stands for Registration, Evaluation, Authorisation and Restriction of Chemicals. The aim of REACH is to improve the protection of human health and the environment.

Gates takes its responsibility for human health and the environment very seriously and complies with the requirements laid down in the REACH regulation. All substances in our belts requiring registration will be duly registered in the central database run by the European Chemicals Agency (ECHA).

All belts listed in this catalogue are REACH compliant.

Article 33 (1) of Regulation (EC) No 1907/2006 provides that any supplier of an article containing a Substance of Very High Concern (SVHC) from the current ECHA Candidate List, in a concentration above 0.1% weight by weight, shall inform the recipient of the article with, as a minimum, the name of the substance.

In accordance with this provision Gates hereby informs its customers that the following belts contain Bis (2-ethyl(hexyl)phthalate) (DEHP) as SVHC in a concentration above 0.1% weight by weight:

- PowerRated®
- Super HC® PowerBand® SPC
- 5 smallest Micro-V® belts with profile PJ and DIN/ISO effective length ranging from 406 mm up to 508 mm: PJ406, PJ432, PJ457, PJ483 and PJ508.

NOTE

Gates offers a full range of top quality belt products including **specialty belts** made on request to meet the most varied customer-specific requirements. Contact your Gates representative who is at your disposal to answer any questions relating to this subject.







Table of contents

V-belts

Quad-Power® III.....	6
Super HC® MN & Super HC®	8
Hi-Power®	11
Hi-Power® Dubl-V.....	14
VulcoPower™.....	15
VulcoPlus™.....	18
Predator®.....	21
Quad-Power® II PowerBand®.....	23
Super HC® & Hi-Power® PowerBand®.....	25
PoweRated®.....	28
Multi-Speed™.....	30
Polyflex® JB™.....	31
Polyflex®.....	33
Micro-V®.....	35

Synchronous belts

Poly Chain® GT Carbon™ & Mini Poly Chain® GT Carbon™.....	38
Poly Chain® GT2.....	40
Poly Chain® GT pulleys.....	42
PowerGrip® GT3 8MGT & 14MGT.....	43
PowerGrip® GT3 2MGT, 3MGT & 5MGT.....	45
PowerGrip® HTD® 8M, 14M & 20M.....	47
PowerGrip® HTD® 3M & 5M.....	49
PowerGrip® XL, L, H, XH & XXH.....	51
PowerGrip® MXL.....	54
Twin Power®.....	56
Long Length & LiftPower™.....	58
TransMotion™.....	60
PowerPainT™.....	61

Polyurethane belts

Synchro-Power®.....	62
Customized polyurethane belt products.....	66

Flexible couplings

EuroGrip®.....	68
----------------	----

Tools

507C sonic tension meter.....	70
Laser AT-1 laser alignment device.....	71
MRO engineering tool bag.....	72



HEAVY-DUTY V-BELTS

QUAD-POWER® III

Raw edge, moulded notch, narrow section V-belt

Because of today's increasing maintenance and energy costs, industry is becoming more aware of ways to improve efficiency and reduce operating expenses. Eliminating losses in power transmission systems can translate into large savings. Gates leads the way in the development of cost and energy efficient belt drive systems and now brings you its new generation of Quad-Power® III notched raw edge narrow section V-belts. Gates Quad-Power® III belts deliver higher power ratings, increased trouble-free service life and reduced energy consumption.

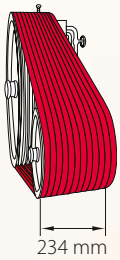


Identification

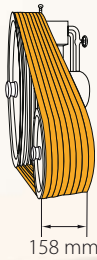
Durable blue marking indicating type and dimensions.

Construction

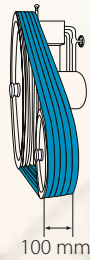
- The basic belt consists of a newly developed rubber compound which withstands chemically aggressive environments (acid and base), ageing, ozone, UV and heat. Even with severe slippage, the belt will not catch fire from heat build-up.
- High-performance fibres embodied in the compound provide improved abrasion and wear resistance.
- The outstanding cord support in the undercord section achieved by the transverse orientation of the fibres reinforces the belt's overall longitudinal flexibility and transverse rigidity.
- The special notch profile with optimised geometry ensures perfect belt stability.
- The precision-ground sidewalls give a uniform wedging action.
- The tensile section consists of high-strength, low-elongation polyester tensile cords which are embedded in a newly developed blue-coloured adhesion layer. This layer develops an extra high bonding level between tensile cords and undercord material.
- The exceptional flexibility gives the belt excellent reversed bending properties when backside idlers are used.
- **Static conductive (ISO 1813)** and can as such be used in the conditions described in the Directive 94/9/EC-ATEX.



Hi-Power®
12 x B46
belt life:
25000 hr



Super HC®
8 x SPB1250
belt life:
25000 hr



Quad-Power® III
5 x XPB1250
belt life:
25000 hr

Advantages

- Extended temperature range: from -40°C up to +110°C.
- Extraordinary power capacity: at least 15% higher power ratings than Gates Quad-Power® II belts.
- Substantially reduced noise level.
- Smooth-running operation.
- Space savings and design freedom.
- Minimal belt tension loss.
- Long and trouble-free service life reducing replacement and maintenance costs.
- Environment-friendly: halogen-free (e.g. chlorine).
- Significantly better resistance to static ageing.
- High dimensional precision. Match system: all sizes meet and even exceed Gates **UNISET** tolerances and can be installed without matching.

Sections and nominal dimensions



	Width mm	Height mm
XPZ/3VX	10	8
XPA	13	10
XPB/5VX	16	13
XPC	22	18



XPZ/3VX		XPZ/3VX		XPA		XPB/5VX	
Description ISO	Description RMA	Description ISO	Description RMA	Description ISO	Description ISO	Description ISO	Description RMA
Datum length mm		Datum length mm		Datum length mm	Datum length mm	Datum length mm	
XPZ600	3VX238	XPZ1687	3VX666	XPA690	XPA2240	XPB1000	5VX398
XPZ630	3VX250	XPZ1700	3VX670	XPA732	XPA2360	XPB1060	5VX422
XPZ637	3VX252	XPZ1750	3VX690	XPA747	XPA2430	XPB1080	5VX430
XPZ662	3VX262	XPZ1800	3VX710	XPA757	XPA2500	XPB1120	5VX445
XPZ670	3VX265	XPZ1850	3VX730	XPA782	XPA2650	XPB1180	5VX470
XPZ687	3VX272	XPZ1900	3VX750	XPA800	XPA2800	XPB1250	5VX497
XPZ710	3VX280	XPZ1950	3VX771	XPA832	XPA3000	XPB1260	5VX500
XPZ722	3VX286	XPZ2000	3VX790	XPA850	XPA3150	XPB1320	5VX524
XPZ730	3VX289	XPZ2030	3VX800	XPA857	XPA3350	XPB1340	5VX530
XPZ737	3VX292	XPZ2120	3VX836	XPA882	XPA3550	XPB1400	5VX556
XPZ750	3VX297	XPZ2160	3VX850	XPA900	XPA3750	XPB1410	5VX560
XPZ762	3VX300	XPZ2240	3VX883	XPA907	XPA4000	XPB1450	5VX575
XPZ772	3VX305	XPZ2280	3VX900	XPA925		XPB1500	5VX595
XPZ787	3VX311	XPZ2360	3VX931	XPA932		XPB1510	5VX600
XPZ800	3VX315	XPZ2410	3VX950	XPA950		XPB1550	5VX615
XPZ812	3VX321	XPZ2500	3VX986	XPA957		XPB1590	5VX630
XPZ837	3VX331	XPZ2540	3VX1000	XPA975		XPB1600	5VX634
XPZ850	3VX335	XPZ2650	3VX1045	XPA982		XPB1650	5VX654
XPZ862	3VX341	XPZ2690	3VX1060	XPA1000		XPB1690	5VX670
XPZ875	3VX346	XPZ2800	3VX1104	XPA1007		XPB1700	5VX674
XPZ887	3VX350	XPZ2840	3VX1120	XPA1030		XPB1750	5VX693
XPZ900	3VX355	XPZ3000	3VX1180	XPA1060		XPB1800	5VX713
XPZ912	3VX360	XPZ3150	3VX1242	XPA1082		XPB1850	5VX733
XPZ925	3VX366	XPZ3350	3VX1320	XPA1090		XPB1900	5VX753
XPZ937	3VX370	XPZ3550	3VX1400	XPA1107		XPB1950	5VX772
XPZ950	3VX375			XPA1120		XPB2000	5VX790
XPZ962	3VX380			XPA1140		XPB2020	5VX800
XPZ975	3VX385			XPA1150		XPB2120	5VX840
XPZ980	3VX387			XPA1157		XPB2150	5VX850
XPZ987	3VX390			XPA1180		XPB2240	5VX886
XPZ1000	3VX395			XPA1207		XPB2280	5VX900
XPZ1012	3VX400			XPA1215		XPB2300	5VX910
XPZ1030	3VX407			XPA1232		XPB2360	5VX934
XPZ1037	3VX410			XPA1250		XPB2410	5VX953
XPZ1060	3VX419			XPA1257		XPB2500	5VX990
XPZ1080	3VX425			XPA1282		XPB2530	5VX1000
XPZ1087	3VX429			XPA1285		XPB2650	5VX1050
XPZ1112	3VX439			XPA1307		XPB2680	5VX1060
XPZ1120	3VX442			XPA1320		XPB2800	5VX1108
XPZ1140	3VX450			XPA1332		XPB2840	5VX1123
XPZ1150	3VX454			XPA1357		XPB2900	5VX1146
XPZ1162	3VX459			XPA1360		XPB2990	5VX1180
XPZ1180	3VX464			XPA1367		XPB3000	5VX1186
XPZ1187	3VX469			XPA1382		XPB3150	5VX1245
XPZ1202	3VX475			XPA1400		XPB3320	5VX1312
XPZ1212	3VX479			XPA1450		XPB3350	5VX1323
XPZ1237	3VX487			XPA1457		XPB3440	5VX1359
XPZ1250	3VX494			XPA1482		XPB3550	5VX1400
XPZ1262	3VX498			XPA1500		XPB3750	5VX1481
XPZ1270	3VX500			XPA1507		XPB4000	5VX1579
XPZ1280	3VX505			XPA1532		XPB4250	5VX1678
XPZ1287	3VX508			XPA1550		XPB4500	5VX1776
XPZ1312	3VX518			XPA1582		XPB4750	5VX1875
XPZ1320	3VX520			XPA1600		XPB5000	5VX1973
XPZ1337	3VX530			XPA1632			
XPZ1362	3VX538			XPA1650			
XPZ1400	3VX553			XPA1657			
XPZ1412	3VX557			XPA1680			
XPZ1420	3VX560			XPA1700			
XPZ1437	3VX567			XPA1732			
XPZ1450	3VX572			XPA1750			
XPZ1487	3VX587			XPA1782			
XPZ1500	3VX592			XPA1800			
XPZ1512	3VX597			XPA1850			
XPZ1520	3VX600			XPA1900			
XPZ1537	3VX607			XPA1950			
XPZ1550	3VX612			XPA2000			
XPZ1587	3VX626			XPA2060			
XPZ1600	3VX630			XPA2120			
XPZ1650	3VX650			XPA2180			

XPC	
Description ISO	Datum length mm
XPC1900	
XPC2000	
XPC2120	
XPC2240	
XPC2360	
XPC2500	
XPC2650	
XPC2800	
XPC3000	
XPC3150	
XPC3350	
XPC3550	
XPC3750	
XPC4000	
XPC4250	
XPC4500	
XPC4750	
XPC5000	

Quad-Power® III ordering code is composed as follows:

XPZ600
XPZ - Section
600 - Datum length (mm)

All dimensions are available from stock.



HEAVY-DUTY V-BELTS

SUPER HC[®] MN & SUPER HC[®]

Raw edge, moulded notch/Wrapped, narrow section V-belt

In addition to the Super HC[®] wrapped, narrow section V-belt, Gates markets the Super HC[®] Moulded Notch V-belt construction. Super HC[®] MN V-belts put more power where high speeds, high speed ratios or small pulley diameters are required, thus offering significant advantages over classical section V-belts. Developed through specialised research, Super HC[®] MN is highly recommended for use on all industrial heavy-duty, narrow section V-belt drives. The Super HC[®] MN increased transmission efficiency allows more compact and highly economical drive design. Super HC[®] MN belts are available up to 5000 mm ISO datum lengths.



Identification

Durable yellow marking indicating type and dimensions.

Construction

Super HC[®] MN

- Moulded notches reduce and evenly distribute thermal and bending stresses. The moulded notch pattern also reduces noise.
- Precision-ground straight sidewalls give a uniform wedging action and ensure the belt fits correctly in the pulley grooves.
- Back idlers can be used.
- Flex-bonded tensile cords are vulcanised as one solid unit making the belt highly resistant to tensile and flexing forces, fatigue and shock loads.
- Elastomeric compound protects the belt against heat, ozone and sunlight.
- Even with severe slippage, the belt will not catch fire from heat build-up.
- **Static conductive (ISO 1813)** and can as such be used in the conditions described in the Directive 94/9/EC - ATEX.

Super HC[®]

- Arched top, concave sidewalls and rounded corners provide uniform tensile loading and uniform pulley sidewall contact for excellent belt service and reduced pulley wear.
- The Flex-Weave[®] oil and heat resistant cover protects the belt core from the toughest environments.
- The vulcanised Flex-bonded tensile cords provide superior resistance to tensile and flexing forces, fatigue and shock loads.
- **Static conductive (ISO 1813)** and can as such be used in the conditions described in the Directive 94/9/EC - ATEX.

Sections and nominal dimensions



	Width mm	Height mm
SPZ(-MN)	10	8
SPA(-MN)	13	10
SPB(-MN)	16	13
SPC(-MN)	22	18

Advantages

- Excellent performance/cost ratio.
- More power in the same space or same power in 1/3 to 1/2 less space as compared to classical section V-belts.
- Cost and space savings by reducing size of pulleys, bearings, guards and mounts.
- Improved belt life reducing expensive maintenance time.
- Match system: all sizes meet Gates **UNISSET** tolerances, they can be installed without matching.



SPZ						SPA					
Description		Datum length	Description		Datum length	Description		Datum length	Description		Datum length
MN	Wrapped Super HC®	mm	MN	Wrapped Super HC®	mm	MN	Wrapped Super HC®	mm	MN	Wrapped Super HC®	mm
	SPZ487	487	SPZ1347MN	SPZ1347	1347	SPA732MN	SPA732	732		SPA1850	1850
	SPZ512	512		SPZ1360	1360	SPA757MN	SPA757	757	SPA1857MN	SPA1857	1857
SPZ560MN	SPZ560	560	SPZ1362MN	SPZ1362	1362	SPA782MN	SPA782	782	SPA1882MN	SPA1882	1882
SPZ562MN	SPZ562	562	SPZ1387MN	SPZ1387	1387	SPA800MN	SPA800	800	SPA1900MN	SPA1900	1900
	SPZ587	587	SPZ1400MN	SPZ1400	1400	SPA807MN	SPA807	807	SPA1907MN	SPA1907	1907
SPZ612MN	SPZ612	612	SPZ1412MN	SPZ1412	1412	SPA819MN		819	SPA1932MN	SPA1932	1932
	SPZ615	615	SPZ1420MN		1420	SPA832MN	SPA832	832	SPA1950MN	SPA1950	1950
SPZ630MN	SPZ630	630	SPZ1437MN	SPZ1437	1437	SPA850MN	SPA850	850	SPA1957MN	SPA1957	1957
SPZ637MN	SPZ637	637	SPZ1450MN	SPZ1450	1450	SPA857MN	SPA857	857	SPA1982MN	SPA1982	1982
SPZ662MN	SPZ662	662	SPZ1462MN	SPZ1462	1462	SPA882MN	SPA882	882	SPA2000MN	SPA2000	2000
SPZ670MN	SPZ670	670	SPZ1487MN	SPZ1487	1487	SPA900MN	SPA900	900	SPA2032MN	SPA2032	2032
SPZ687MN	SPZ687	687	SPZ1500MN	SPZ1500	1500	SPA907MN	SPA907	907	SPA2057MN	SPA2057	2057
SPZ710MN	SPZ710	710	SPZ1512MN	SPZ1512	1512	SPA925MN	SPA925	925	SPA2060MN	SPA2060	2060
SPZ722MN	SPZ722	722	SPZ1520MN		1520	SPA932MN	SPA932	932	SPA2082MN	SPA2082	2082
SPZ730MN	SPZ730	730	SPZ1537MN	SPZ1537	1537	SPA950MN	SPA950	950	SPA2120MN	SPA2120	2120
SPZ737MN	SPZ737	737	SPZ1550MN	SPZ1550	1550	SPA957MN	SPA957	957	SPA2132MN	SPA2132	2132
SPZ750MN	SPZ750	750	SPZ1562MN	SPZ1562	1562	SPA975MN	SPA975	975		SPA2180	2180
SPZ760MN		760		SPZ1575	1575	SPA982MN	SPA982	982	SPA2182MN	SPA2182	2182
SPZ762MN	SPZ762	762	SPZ1587MN	SPZ1587	1587	SPA1000MN	SPA1000	1000	SPA2207MN	SPA2207	2207
SPZ772MN	SPZ772	772	SPZ1600MN	SPZ1600	1600	SPA1007MN	SPA1007	1007	SPA2232MN	SPA2232	2232
SPZ775MN	SPZ775	775	SPZ1612MN	SPZ1612	1612	SPA1030MN	SPA1030	1030	SPA2240MN	SPA2240	2240
SPZ787MN	SPZ787	787	SPZ1637MN	SPZ1637	1637		SPA1057	1057	SPA2282MN	SPA2282	2282
SPZ800MN	SPZ800	800	SPZ1650MN	SPZ1650	1650	SPA1060MN	SPA1060	1060	SPA2300MN	SPA2300	2300
SPZ812MN	SPZ812	812	SPZ1662MN	SPZ1662	1662	SPA1082MN	SPA1082	1082	SPA2307MN	SPA2307	2307
SPZ825MN	SPZ825	825	SPZ1687MN	SPZ1687	1687	SPA1090MN	SPA1090	1090	SPA2332MN	SPA2332	2332
SPZ837MN	SPZ837	837	SPZ1700MN	SPZ1700	1700	SPA1107MN	SPA1107	1107	SPA2360MN	SPA2360	2360
SPZ850MN	SPZ850	850	SPZ1737MN	SPZ1737	1737	SPA1120MN	SPA1120	1120	SPA2382MN	SPA2382	2382
SPZ862MN	SPZ862	862	SPZ1750MN	SPZ1750	1750	SPA1132MN	SPA1132	1132	SPA2430MN	SPA2430	2430
SPZ875MN	SPZ875	875	SPZ1762MN	SPZ1762	1762	SPA1140MN		1140		SPA2432	2432
SPZ887MN	SPZ887	887	SPZ1782MN		1782	SPA1150MN	SPA1150	1150	SPA2482MN	SPA2482	2482
SPZ900MN	SPZ900	900	SPZ1787MN	SPZ1787	1787	SPA1157MN	SPA1157	1157	SPA2500MN	SPA2500	2500
SPZ912MN	SPZ912	912	SPZ1800MN	SPZ1800	1800	SPA1180MN	SPA1180	1180	SPA2532MN	SPA2532	2532
SPZ925MN	SPZ925	925	SPZ1812MN	SPZ1812	1812	SPA1207MN	SPA1207	1207	SPA2582MN	SPA2582	2582
SPZ937MN	SPZ937	937	SPZ1837MN	SPZ1837	1837	SPA1215MN	SPA1215	1215	SPA2607MN	SPA2607	2607
SPZ950MN	SPZ950	950	SPZ1850MN	SPZ1850	1850	SPA1215MN	SPA1215	1215	SPA2632MN	SPA2632	2632
SPZ962MN	SPZ962	962	SPZ1862MN	SPZ1862	1862	SPA1232MN	SPA1232	1232	SPA2650MN	SPA2650	2650
SPZ975MN	SPZ975	975	SPZ1887MN	SPZ1887	1887	SPA1250MN	SPA1250	1250	SPA2682MN	SPA2682	2682
SPZ987MN	SPZ987	987	SPZ1900MN	SPZ1900	1900	SPA1257MN	SPA1257	1257	SPA2732MN		2732
SPZ1000MN	SPZ1000	1000	SPZ1937MN	SPZ1937	1937	SPA1272MN	SPA1272	1272	SPA2782MN	SPA2782	2782
SPZ1010MN		1010	SPZ1950MN	SPZ1950	1950	SPA1282MN	SPA1282	1282	SPA2800MN	SPA2800	2800
SPZ1012MN	SPZ1012	1012	SPZ1987MN	SPZ1987	1987	SPA1285MN	SPA1285	1285	SPA2832MN	SPA2832	2832
	SPZ1024	1024	SPZ2000MN	SPZ2000	2000	SPA1307MN	SPA1307	1307	SPA2847MN	SPA2847	2847
SPZ1025MN		1025	SPZ2037MN	SPZ2037	2037	SPA1320MN	SPA1320	1320		SPA2872	2872
SPZ1030MN	SPZ1030	1030	SPZ2060MN	SPZ2060	2060	SPA1332MN	SPA1332	1332	SPA2882MN	SPA2882	2882
SPZ1037MN	SPZ1037	1037	SPZ2120MN	SPZ2120	2120	SPA1357MN	SPA1357	1357	SPA2900MN	SPA2900	2900
SPZ1047MN	SPZ1047	1047	SPZ2137MN	SPZ2137	2137	SPA1360MN	SPA1360	1360	SPA2932MN	SPA2932	2932
SPZ1060MN	SPZ1060	1060		SPZ2150		SPA1382MN	SPA1382	1382	SPA2982MN	SPA2982	2982
SPZ1062MN	SPZ1062	1062	SPZ2160MN		2160	SPA1400MN	SPA1400	1400	SPA3000MN	SPA3000	3000
SPZ1077MN	SPZ1077	1077	SPZ2180MN	SPZ2180	2180	SPA1407MN	SPA1407	1407		SPA3032	3032
SPZ1080MN		1080	SPZ2187MN	SPZ2187	2187	SPA1432MN	SPA1432	1432		SPA3082	3082
SPZ1087MN	SPZ1087	1087	SPZ2240MN	SPZ2240	2240	SPA1450MN	SPA1450	1450	SPA3150MN	SPA3150	3150
SPZ1090MN	SPZ1090	1090	SPZ2262MN		2262	SPA1457MN	SPA1457	1457		SPA3182	3182
SPZ1112MN	SPZ1112	1112	SPZ2280MN		2280	SPA1482MN	SPA1482	1482		SPA3282	3282
SPZ1120MN	SPZ1120	1120	SPZ2287MN	SPZ2287	2287	SPA1500MN	SPA1500	1500	SPA3350MN	SPA3350	3350
SPZ1137MN	SPZ1137	1137	SPZ2360MN	SPZ2360	2360	SPA1507MN	SPA1507	1507		SPA3382	3382
SPZ1140MN		1140	SPZ2410MN		2410	SPA1532MN	SPA1532	1532	SPA3550MN	SPA3550	3550
SPZ1150MN	SPZ1150	1150	SPZ2430MN	SPZ2430	2430	SPA1550MN	SPA1550	1550		SPA3650	3650
SPZ1162MN	SPZ1162	1162	SPZ2500MN	SPZ2500	2500	SPA1557MN	SPA1557	1557	SPA3750MN	SPA3750	3750
SPZ1180MN	SPZ1180	1180	SPZ2540MN	SPZ2540	2540	SPA1582MN	SPA1582	1582	SPA4000MN	SPA4000	4000
SPZ1187MN	SPZ1187	1187	SPZ2650MN	SPZ2650	2650	SPA1600MN	SPA1600	1600		SPA4250	4250
SPZ1200MN		1200	SPZ2690MN	SPZ2690	2690	SPA1607MN	SPA1607	1607		SPA4500	4500
SPZ1202MN	SPZ1202	1202	SPZ2800MN	SPZ2800	2800	SPA1632MN	SPA1632	1632		SPA5000	5000
SPZ1212MN	SPZ1212	1212	SPZ2840MN	SPZ2840	2840	SPA1650MN	SPA1650	1650			
	SPZ1215	1215	SPZ3000MN	SPZ3000	3000	SPA1657MN	SPA1657	1657			
SPZ1237MN	SPZ1237	1237	SPZ3150MN	SPZ3150	3150	SPA1682MN	SPA1682	1682			
SPZ1250MN	SPZ1250	1250	SPZ3350MN	SPZ3350	3350	SPA1700MN	SPA1700	1700			
SPZ1262MN	SPZ1262	1262	SPZ3550MN	SPZ3550	3550	SPA1707MN	SPA1707	1707			
SPZ1270MN		1270		SPZ3750	3750	SPA1732MN	SPA1732	1732			
	SPZ1285	1285				SPA1750MN	SPA1750	1750			
SPZ1287MN	SPZ1287	1287				SPA1757MN	SPA1757	1757			
SPZ1312MN	SPZ1312	1312				SPA1782MN	SPA1782	1782			
SPZ1320MN	SPZ1320	1320				SPA1800MN	SPA1800	1800			
SPZ1337MN	SPZ1337	1337				SPA1807MN	SPA1807	1807			
SPZ1340MN		1340				SPA1832MN	SPA1832	1832			



SPB			SPC		
Description		Datum length	Description		Datum length
MN	Wrapped Super HC®	mm	MN	Wrapped Super HC®	mm
SPB1250MN	SPB1250	1250	SPC2000MN	SPC2000	2000
SPB1260MN		1260	SPC2120MN	SPC2120	2120
SPB1320MN	SPB1320	1320	SPC2240MN	SPC2240	2240
SPB1340MN		1340	SPC2360MN	SPC2360	2360
	SPB1360	1360	SPC2500MN	SPC2500	2500
SPB1400MN	SPB1400	1400		SPC2550	2550
SPB1410MN		1410	SPC2650MN	SPC2650	2650
	SPB1450	1450	SPC2800MN	SPC2800	2800
SPB1500MN	SPB1500	1500	SPC3000MN	SPC3000	3000
SPB1510MN		1510	SPC3150MN	SPC3150	3150
	SPB1550	1550	SPC3350MN	SPC3350	3350
SPB1590MN		1590	SPC3550MN	SPC3550	3550
SPB1600MN	SPB1600	1600	SPC3750MN	SPC3750	3750
	SPB1650	1650	SPC4000MN	SPC4000	4000
SPB1690MN		1690		SPC4100	4100
SPB1700MN	SPB1700	1700	SPC4250MN	SPC4250	4250
SPB1750MN	SPB1750	1750	SPC4500MN	SPC4500	4500
	SPB1778	1778	SPC4750MN	SPC4750	4750
SPB1800MN	SPB1800	1800		SPC5000	5000
	SPB1850	1850		SPC5300	5300
	SPB1860	1860		SPC5600	5600
SPB1900MN	SPB1900	1900		SPC5800	5800
	SPB1930	1930		SPC6000	6000
	SPB1950	1950		SPC6300	6300
SPB2000MN	SPB2000	2000		SPC6500	6500
SPB2020MN	SPB2020	2020		SPC6700	6700
	SPB2060	2060		SPC7100	7100
	SPB2098	2098		SPC7500	7500
SPB2120MN	SPB2120	2120		SPC8000	8000
SPB2150MN	SPB2150	2150		SPC8500	8500
	SPB2180	2180		SPC9000	9000
	SPB2200	2200		SPC9500	9500
SPB2240MN	SPB2240	2240		SPC10000	10000
SPB2280MN	SPB2280	2280		SPC10600	10600
	SPB2300	2300		SPC11200	11200
SPB2360MN	SPB2360	2360		SPC11800	11800
	SPB2391	2391		SPC12000	12000
	SPB2400	2400		SPC12500	12500
SPB2410MN		2410		SPC13500	13500
SPB2500MN	SPB2500	2500		SPC13800	13800
SPB2530MN		2530		SPC14200	14200
	SPB2600	2600		SPC15000	15000
SPB2650MN	SPB2650	2650		SPC16500	16500
SPB2680MN	SPB2680	2680			
SPB2800MN	SPB2800	2800			
SPB2840MN	SPB2840	2840			
	SPB2850	2850			
	SPB2900	2900			
SPB2990MN		2990			
SPB3000MN	SPB3000	3000			
SPB3150MN	SPB3150	3150			
	SPB3250	3250			
	SPB3320	3320			
SPB3350MN	SPB3350	3350			
	SPB3450	3450			
SPB3550MN	SPB3550	3550			
	SPB3650	3650			
SPB3750MN	SPB3750	3750			
	SPB3800	3800			
	SPB3870	3870			
SPB4000MN	SPB4000	4000			
	SPB4120	4120			
SPB4250MN	SPB4250	4250			
SPB4500MN	SPB4500	4500			
SPB4750MN	SPB4750	4750			
	SPB4820	4820			
	SPB4870	4870			
	SPB5000	5000			
	SPB5300	5300			
	SPB5600	5600			
	SPB6000	6000			
	SPB6300	6300			
	SPB6700	6700			
	SPB7100	7100			
	SPB7500	7500			
	SPB8000	8000			

Super HC® (MN) ordering code is composed as follows:

SPZ560(MN)

- SPZ** - Section
- 560** - Datum length (mm)
- (MN)** - Moulded notch

Dimensions in bold are available from stock.



HEAVY-DUTY V-BELTS

HI-POWER®

Wrapped, classical section V-belt

The wrapped classical section Hi-Power® V-belt has a long reputation for reliability on agricultural and industrial applications. The arched top of the Hi-Power® belt provides superior strength to prevent “dishing” and distortion of the tensile section. The cords are properly aligned, each of them carrying its full share of the load.



Identification

Durable red marking indicating type and dimensions.

Construction

- Arched top, concave sidewalls and rounded corners provide uniform tensile loading and uniform pulley sidewall contact for excellent belt service life and reduced pulley wear.
- The Flex Weave® oil and heat resistant cover protects the belt core from the toughest environments.
- The vulcanised Flex-bonded tensile cords provide superior resistance to tensile and flexing forces, fatigue and shock loads.
- High-quality rubber compound protects the belt against heat, ozone and sunlight.
- The belt will not catch fire from heat build-up, even with severe slippage.
- **Static conductive (ISO 1813)** and can as such be used in the conditions described in the Directive 94/9/EC - ATEX.

Advantages

- Excellent performance/cost ratio.
- Reliability and efficiency.
- Long belt life reducing replacement and maintenance costs.
- Match system: all sizes meet Gates **UNISSET** tolerances, they can be installed without matching.

Sections and nominal dimensions



	Width mm	Height mm
Z	10	6
A	13	8
B	17	11
C	22	14
D	32	19



Z - 10 mm		
Description	Inside length	Datum length
	mm	mm
Z16	425	447
Z17.5	450	470
Z18.5	475	495
Z19	485	505
Z19.5	500	520
Z20	515	537
Z20.5	530	550
Z22	560	580
Z22.5	575	595
Z23.5	600	620
Z24	610	630
Z25	630	655
Z26	653	675
Z26.5	670	695
Z28	710	730
Z28.5	725	747
Z29	730	755
Z29.5	750	770
Z30.5	775	795
Z31	785	805
Z31.5	800	820
Z32.5	825	845
Z33.5	850	870
Z34	865	887
Z34.5	875	895
Z35.5	900	920
Z36	910	930
Z37	935	955
Z37.5	950	970
Z38.5	975	995
Z39	980	1005
Z39.5	1000	1020
Z40	1016	1038
Z41	1040	1063
Z41.5	1050	1070
Z42	1060	1080
Z44	1120	1140
Z45	1150	1170
Z45.5	1160	1180
Z46	1180	1200
Z47	1200	1220
Z48	1225	1245
Z48.5	1230	1255
Z49	1250	1270
Z50	1275	1295
Z51	1300	1320
Z52	1320	1340
Z53	1346	1368
Z54	1371	1393
Z55	1400	1420
Z56	1422	1444
Z57	1450	1470
Z58	1475	1497
Z59	1500	1520
Z60	1524	1546
Z61	1550	1572
Z62	1575	1597
Z63	1600	1622
Z63.5	1600	1630
Z64	1626	1648
Z65	1651	1673
Z66	1675	1697
Z67	1700	1720
Z68	1725	1747
Z69	1750	1772
Z70	1775	1797
Z71	1800	1820
Z73	1850	1872
Z75	1900	1920
Z78	1975	1997
Z79	2000	2022
Z83.5	2120	2142
Z88	2240	2262
Z93	2360	2382
Z98	2500	2522

A - 13 mm		
Description	Inside length	Datum length
	mm	mm
A18	457	487
A19	480	510
A20	508	538
A21	535	570
A22	560	595
A23	590	620
A23.5	600	630
A24	615	645
A24.5	630	655
A25	650	680
A26	670	705
A27	690	720
A27.5	700	730
A28	710	745
A28.5	725	755
A29.5	750	780
A30	775	805
A31	800	825
A32	825	850
A32.5	825	855
A33	850	875
A34	875	900
A35	900	925
A36	925	950
A37	950	975
A38	975	1000
A38.5	975	1005
A39	1000	1025
A40	1030	1055
A40.5	1030	1060
A41	1050	1080
A41.5	1060	1090
A42	1075	1105
A43	1100	1130
A44	1125	1155
A45	1150	1180
A46	1180	1205
A46.5	1180	1210
A47	1200	1230
A47.5	1215	1245
A48	1225	1255
A49	1250	1280
A50	1275	1310
A51	1300	1330
A52	1320	1355
A53	1350	1385
A54	1375	1410
A55	1400	1435
A56	1430	1460
A57	1450	1485
A58	1475	1510
A59	1500	1535
A60	1525	1560
A61	1550	1585
A62	1575	1610
A63	1600	1635
A64	1625	1660
A65	1655	1690
A66	1680	1715
A67	1700	1735
A68	1730	1765
A69	1760	1790
A70	1780	1815
A71	1800	1840
A72	1830	1865
A73	1860	1890
A74	1880	1915
A75	1900	1940
A76	1930	1965
A77	1960	1990
A78	1980	2020
A79	2000	2040
A80	2040	2070
A81	2060	2095
A82	2090	2120
A83	2120	2145

A - 13 mm		
Description	Inside length	Datum length
	mm	mm
A83.5	2120	2150
A84	2140	2170
A84.5	2150	2180
A85	2160	2195
A86	2200	2220
A87	2215	2245
A88	2240	2270
A89	2265	2295
A90	2300	2325
A91	2320	2350
A92	2345	2375
A93	2360	2400
A94	2400	2425
A95	2420	2450
A96	2440	2475
A97	2475	2500
A98	2500	2525
A100	2540	2575
A102	2590	2625
A104	2650	2680
A105	2670	2705
A107	2725	2755
A108	2750	2780
A110	2800	2830
A112	2850	2880
A114	2896	2926
A116	2946	2976
A118	3000	3035
A120	3050	3085
A124	3150	3185
A128	3250	3290
A130	3310	3340
A132	3350	3380
A134	3410	3440
A136	3455	3490
A140	3550	3590
A144	3660	3695
A147	3750	3770
A148	3750	3780
A158	4000	4050
A167	4250	4280
A173	4400	4430
A180	4575	4610
A187	4750	4780
A195	4915	4950
A196	4985	5015
A197	5000	5030

B - 17 mm		
Description	Inside length	Datum length
	mm	mm
B41	1060	1095
B42	1075	1120
B43	1100	1145
B44	1120	1170
B45	1150	1195
B46	1180	1220
B47	1200	1245
B47.5	1215	1258
B48	1225	1270
B49	1250	1295
B50	1275	1320
B51	1300	1345
B52	1335	1370
B53	1360	1395
B54	1385	1425
B55	1400	1450
B56	1435	1475
B57	1460	1500
B58	1485	1525
B59	1500	1550
B60	1535	1575
B61	1560	1600
B62	1585	1625
B63	1600	1650
B64	1625	1675
B64.5	1645	1685
B65	1650	1700
B66	1700	1730
B66.25	1685	1725
B66.5	1695	1735
B67	1725	1755
B68	1750	1780
B69	1765	1805
B69.5	1760	1800
B70	1800	1830
B71	1815	1855
B72	1850	1880
B73	1865	1905
B74	1900	1930
B75	1915	1955
B76	1950	1980
B77	1970	2005
B78	2000	2030
B79	2020	2060
B80	2040	2085
B81	2060	2110
B82	2100	2135
B83	2120	2160
B84	2145	2185
B85	2160	2210
B86	2200	2235
B87	2220	2260
B88	2240	2285
B89	2270	2310
B90	2300	2335
B91	2325	2365
B92	2360	2390
B93	2375	2415
B94	2400	2440
B95	2425	2465
B96	2450	2490
B97	2475	2515
B97.5	2480	2520
B98	2500	2540
B99	2525	2565
B100	2540	2590
B101	2565	2605
B102	2600	2640
B103	2625	2665
B104	2650	2695
B105	2680	2720
B106	2700	2745
B107	2718	2758
B108	2755	2795
B110	2800	2845
B112	2850	2895

B - 17 mm		
Description	Inside length	Datum length
	mm	mm
B25	650	695
B26	670	710
B27	695	735
B27.5	710	745
B28	725	770
B29	750	795
B30	775	815
B31	800	845
B32	825	870
B32.5	825	865
B33	850	895
B34	875	920
B35	900	940
B36	925	965
B36.75	937	980
B37	950	990
B38	975	1015
B38.5	975	1015
B39	1000	1040
B40	1030	1065



B - 17 mm			C - 22 mm		
Description	Inside length	Datum length	Description	Inside length	Datum length
	mm	mm		mm	mm
B114	2900	2945	B330	8350	8390
B115	2921	2961	B345	8830	8870
B116	2950	3000	B360	9110	9150
B118	3000	3050	B361	9135	9175
B120	3060	3100	B364	9210	9250
B122	3100	3150	B366	9265	9305
B124	3150	3200	B394	9975	10015
B126	3200	3240	B433	10960	11000
B127	3230	3270	B472	11960	12000
B128	3250	3300			
B130	3310	3350			
B131	3350	3380			
B132	3350	3390			
B133	3390	3430			
B134	3415	3455			
B135	3435	3475			
B136	3460	3505			
B138	3505	3545			
B140	3550	3610			
B142	3600	3640			
B144	3670	3710			
B146	3700	3740			
B147	3750	3785			
B148	3770	3810			
B150	3810	3850			
B151	3850	3890			
B152	3870	3910			
B154	3912	3952			
B155	3950	3990			
B156	3962	4002			
B157	4000	4040			
B158	4025	4065			
B160	4064	4104			
B161	4090	4130			
B162	4125	4165			
B163	4145	4185			
B165	4200	4240			
B167	4250	4295			
B168	4270	4310			
B173	4400	4445			
B175	4450	4495			
B177	4500	4545			
B180	4580	4625			
B186	4750	4775			
B187	4750	4790			
B188	4780	4820			
B195	4960	5005			
B196	5000	5030			
B197	5000	5040			
B204	5200	5235			
B208	5300	5335			
B210	5345	5385			
B217	5510	5550			
B220	5600	5640			
B221	5600	5625			
B223	5635	5675			
B224	5660	5700			
B225	5690	5730			
B228	5760	5800			
B229	5785	5825			
B236	6000	6040			
B237	6000	6040			
B240	6070	6110			
B248	6300	6340			
B249	6300	6340			
B253	6395	6435			
B255	6445	6485			
B259	6545	6585			
B264	6700	6740			
B265	6700	6740			
B270	6830	6870			
B276	7000	7040			
B280	7100	7140			
B285	7210	7250			
B300	7620	7635			
B315	7970	8010			

C - 22 mm		
Description	Inside length	Datum length
	mm	mm
C42	1080	1145
C43	1100	1165
C46	1180	1245
C47	1200	1258
C48	1230	1290
C49	1250	1320
C51	1320	1370
C52	1320	1378
C53	1350	1420
C54	1375	1445
C55	1400	1470
C56	1425	1483
C57	1450	1508
C58	1475	1533
C59	1500	1570
C60	1525	1595
C61	1550	1608
C62	1600	1650
C63	1600	1658
C65	1665	1725
C66	1700	1750
C67	1700	1758
C68	1750	1800
C69	1750	1808
C70	1800	1850
C71	1830	1875
C72	1840	1900
C73	1854	1912
C74	1900	1950
C75	1920	1980
C76	1930	1988
C77	1956	2014
C78	2000	2055
C79	2000	2058
C80	2032	2090
C81	2070	2130
C82	2100	2155
C83	2120	2180
C84	2134	2192
C85	2170	2230
C86	2184	2242
C87	2210	2268
C88	2240	2310
C89	2261	2319
C90	2300	2360
C92	2360	2410
C93	2375	2435
C94	2388	2446
C95	2425	2485
C96	2460	2510
C97	2475	2535
C98	2500	2560
C99	2525	2590
C100	2560	2615
C101	2580	2640
C102	2600	2665
C104	2650	2715
C105	2675	2740

C - 22 mm			D - 32 mm		
Description	Inside length	Datum length	Description	Inside length	Datum length
	mm	mm		mm	mm
C106	2692	2750	C314	7982	8040
C108	2750	2815	C315	8000	8058
C110	2800	2865	C316	8000	8058
C111	2760	2818	C330	8340	8405
C112	2860	2920	C336	8500	8558
C114	2896	2954	C345	8727	8785
C115	2935	2995	C360	9112	9170
C116	2965	3020	C394	10000	10058
C117	2965	3023	C420	10637	10695
C118	3000	3070	C424	10737	10795
C120	3050	3120			
C122	3099	3157			
C124	3150	3225			
C125	3175	3250			
C126	3200	3258			
C128	3250	3325			
C130	3300	3375			
C132	3350	3425			
C134	3415	3475			
C136	3450	3525			
C138	3505	3563			
C140	3550	3630			
C142	3607	3665			
C144	3670	3730			
C146	3700	3758			
C147	3750	3805			
C148	3750	3808			
C150	3810	3868			
C153	3900	3960			
C158	4000	4085			
C160	4067	4125			
C162	4130	4190			
C165	4200	4265			
C166	4216	4274			
C167	4250	4308			
C168	4267	4325			
C170	4318	4376			
C173	4400	4465			
C175	4445	4503			
C177	4500	4570			
C180	4575	4645			
C187	4750	4808			
C190	4826	4884			
C195	5000	5025			
C197	5000	5058			
C208	5300	5355			
C209	5309	5367			
C210	5340	5405			
C216	5492	5550			
C220	5600	5658			
C222	5600	5660			
C225	5675	5735			
C228	5757	5815			
C236	6000	6058			
C238	6000	6065			
C240	6050	6120			
C248	6250	6325			
C250	6300	6370			
C255	6440	6500			
C264	6700	6758			
C265	6700	6755			
C270	6820	6880			
C276	6977	7035			
C280	7100	7135			
C285	7200	7260			
C295	7500	7558			
C300	7580	7640			
C303	7652	7710			

D - 32 mm		
Description	Inside length	Datum length
	mm	mm
D98	2500	2570
D104	2650	2720
D110	2800	2875
D112	2850	2925
D120	3050	3130
D124	3150	3230
D128	3250	3330
D137	3480	3560
D140	3550	3635
D144	3660	3740
D158	4000	4095
D162	4115	4195
D170	4320	4400
D173	4400	4475
D177	4500	4575
D180	4570	4650
D187	4750	4830
D195	4955	5035
D197	5000	5085
D204	5180	5260
D210	5335	5415
D223	5600	5680
D240	6030	6115
D250	6300	6365
D270	6800	6875
D282	7100	7180
D298	7500	7585
D300	7555	7635
D315	8007	8082
D316	7967	8042
D330	8320	8400
D345	8770	8845
D360	9080	9160
D390	9910	9982
D420	10672	10747
D441	11207	11282
D450	11435	11510
D480	12197	12272
D540	13721	13796
D600	15246	15321
D660	16771	16846

Hi-Power® ordering code is composed as follows:

Z19

Z - Section
19 - Length in inch

Dimensions in bold are available from stock.



Hi-Power® Dubl-V

Wrapped, classical section, double V-belt

Gates' Hi-Power® Dubl-V belt is characterised by a double-V profile. It uses flex-bonded tensile cords, which are highly resistant to flexing forces, and a protective Flex-Weave® cover.

It is the ideal solution for "serpentine" drives (drives with counterrotating shafts) where power is transmitted from both the top and the bottom of the belts.

Sections and nominal dimensions



	Width mm	Height mm
AA	13	8
BB	17	11
CC	22	14
DD	32	19

AA		
Description	Effective length	Datum length
	mm	mm
AA51	1350	1330
AA55	1450	1435
AA60	1575	1560
AA64	1678	1663
AA68	1780	1765
AA75	1960	1940
AA80	2085	2070
AA85	2210	2195
AA86	2237	2222
AA88	2288	2273
AA90	2340	2325
AA92	2390	2375
AA96	2490	2475
AA105	2720	2705
AA112	2900	2880
AA120	3100	3085
AA128	3305	3290

BB		
Description	Effective length	Datum length
	mm	mm
BB35	965	940
BB38	1040	1015
BB42	1140	1120
BB43	1165	1145
BB45	1215	1195
BB46	1240	1220
BB51	1370	1345
BB53	1420	1395
BB55	1470	1450
BB60	1600	1575
BB66	1750	1730
BB68	1800	1780
BB71	1880	1855
BB73	1925	1905
BB74	1955	1930
BB75	1980	1955
BB81	2130	2110
BB83	2185	2160
BB85	2235	2210
BB90	2360	2335
BB92	2410	2390
BB93	2435	2415
BB94	2460	2440
BB95	2485	2465
BB96	2510	2490
BB97	2535	2515
BB100	2615	2595
BB105	2740	2720
BB107	2790	2770
BB108	2815	2795
BB111	2895	2870
BB112	2920	2895
BB116	3020	3000
BB118	3070	3050
BB120	3120	3100
BB122	3170	3150
BB123	3195	3175
BB124	3220	3200
BB127	3300	3275
BB128	3325	3300
BB129	3350	3325
BB130	3375	3350
BB136	3528	3505
BB140	3629	3610
BB144	3730	3710
BB155	4010	3990
BB158	4085	4065
BB168	4340	4320
BB169	4365	4345
BB173	4470	4445
BB180	4645	4625
BB190	4900	4880
BB195	5025	5005
BB210	5410	5385
BB226	5814	5755
BB228	5864	5805
BB230	5915	5855
BB240	6130	6110
BB270	6895	6870
BB277	7070	7050
BB300	7655	7635

CC		
Description	Effective length	Datum length
	mm	mm
CC75	2010	1980
CC81	2165	2130
CC85	2265	2230
CC90	2395	2360
CC96	2545	2510
CC105	2775	2740
CC112	2950	2920
CC120	3155	3120
CC128	3360	3325
CC136	3560	3525
CC144	3765	3730
CC158	4120	4085
CC162	4220	4190
CC173	4500	4465
CC180	4680	4645
CC195	5060	5025
CC210	5440	5405
CC240	6150	6120
CC250	6382	6350
CC270	6915	6880
CC300	7675	7640
CC330	8440	8405
CC360	9200	9165
CC390	9960	9930
CC420	10725	10690

DD		
Description	Effective length	Datum length
	mm	mm
DD270	6925	6875
DD300	7690	7635
DD360	9215	9160

Hi-Power® Dubl-V ordering code is composed as follows:

AA51

AA - Section (double)
51 - Length in inch

All dimensions are available on request.



SERVICE LINE BELTS

VULCOPOWER™

Wrapped, classical section V-belt

Gates VulcoPower™ V-belts are built for a reliable and durable performance on heavy-duty industrial drives. They offer a combination of advantages only available in Gates quality belts – all at an attractive price.



Identification

Durable white marking indicating type and dimensions.

Construction

- Belt compound converts forces on the sidewalls into longitudinal forces in the tensile member.
- Textile cover provides grip and protects against abrasion.
- Polyester tensile member withstands occasional or recurrent shockloads.
- Excellent resistance to oil, heat, ozone, sunlight, weather and ageing.
- **Static conductive (ISO 1813)** and can as such be used in the conditions described in the Directive 94/9/EC - ATEX.

Advantages

- Excellent performance/cost ratio.
- Manufactured by Gates according to the highest quality standards.
- Suited for a wide range of light- to medium-duty power transmission applications and motion transfer.
- Available in all popular lengths and sections
- Match system: all sizes meet Gates **UNISET** tolerances, they can be installed without matching.

Sections and nominal dimensions



	Width mm	Height mm
Z	10	6
A	13	8
B	17	11
C	22	14



Z		
Description	Inside length	Datum length
	mm	mm
Z16VULCO	413	435
Z17.5VULCO	438	460
Z18.5VULCO	478	500
Z19.5VULCO	493	515
Z20.5VULCO	518	540
Z22.5VULCO	568	590
Z24VULCO	613	635
Z25VULCO	628	650
Z25.5VULCO	653	675
Z26.5VULCO	668	690
Z28VULCO	703	725
Z29VULCO	733	755
Z30VULCO	768	790
Z31VULCO	788	810
Z32.5VULCO	828	850
Z33.5VULCO	853	875
Z34.5VULCO	878	900
Z36VULCO	913	935
Z37.5VULCO	948	970
Z38.5VULCO	978	1000
Z39.5VULCO	998	1020
Z41.5VULCO	1048	1070
Z44VULCO	1130	1152
Z45VULCO	1143	1165
Z46VULCO	1178	1200
Z47VULCO	1198	1220
Z48VULCO	1223	1245
Z49VULCO	1243	1265
Z50VULCO	1273	1295
Z51VULCO	1305	1327
Z52VULCO	1323	1345
Z53VULCO	1340	1362
Z54VULCO	1373	1395
Z55VULCO	1398	1420
Z57VULCO	1448	1470
Z59VULCO	1498	1520
Z60VULCO	1523	1545
Z61VULCO	1553	1575
Z63VULCO	1603	1625
Z65VULCO	1653	1675
Z66VULCO	1678	1700
Z67VULCO	1703	1725
Z69VULCO	1753	1775
Z71VULCO	1803	1825

A					
Description	Inside length	Datum length	Description	Inside length	Datum length
	mm	mm		mm	mm
A18VULCO	460	490	A86VULCO	2190	2220
A19VULCO	475	505	A87VULCO	2215	2245
A20VULCO	525	555	A88VULCO	2240	2270
A21VULCO	540	570	A89VULCO	2265	2295
A22VULCO	565	595	A90VULCO	2290	2320
A23VULCO	590	620	A91VULCO	2315	2345
A24VULCO	610	640	A92VULCO	2340	2370
A25VULCO	633	663	A93VULCO	2365	2395
A26VULCO	670	700	A94VULCO	2390	2420
A27.5VULCO	700	730	A95VULCO	2415	2445
A28.5VULCO	715	745	A96VULCO	2445	2475
A29.5VULCO	750	780	A97VULCO	2465	2495
A30VULCO	770	800	A98VULCO	2500	2530
A31VULCO	795	825	A100VULCO	2540	2570
A32VULCO	805	835	A102VULCO	2590	2620
A32.5VULCO	825	855	A104VULCO	2650	2680
A33VULCO	845	875	A105VULCO	2680	2710
A34VULCO	870	900	A107VULCO	2720	2750
A35VULCO	890	920	A108VULCO	2745	2775
A36VULCO	915	945	A110VULCO	2800	2830
A37VULCO	945	975	A112VULCO	2855	2885
A38VULCO	962	992	A115VULCO	2920	2950
A39VULCO	980	1010	A116VULCO	2950	2980
A40VULCO	1015	1045	A118VULCO	3000	3030
A41VULCO	1040	1070	A120VULCO	3055	3085
A42VULCO	1065	1095	A124VULCO	3150	3180
A43VULCO	1090	1120	A128VULCO	3255	3285
A44VULCO	1115	1145	A130VULCO	3305	3335
A45VULCO	1145	1175	A132VULCO	3350	3380
A46VULCO	1175	1205	A136VULCO	3455	3485
A47VULCO	1190	1220	A140VULCO	3555	3585
A48VULCO	1225	1255	A144VULCO	3660	3690
A49VULCO	1248	1278	A148VULCO	3750	3780
A50VULCO	1265	1295	A158VULCO	4015	4045
A51VULCO	1300	1330	A167VULCO	4245	4275
A52VULCO	1325	1355	A187VULCO	4750	4780
A53VULCO	1355	1385	A197VULCO	5000	5030
A54VULCO	1370	1400			
A55VULCO	1410	1440			
A56VULCO	1425	1455			
A57VULCO	1455	1485			
A58VULCO	1475	1505			
A59VULCO	1495	1525			
A60VULCO	1530	1560			
A61VULCO	1550	1580			
A62VULCO	1580	1610			
A63VULCO	1615	1645			
A64VULCO	1625	1655			
A65VULCO	1660	1690			
A66VULCO	1676	1706			
A67VULCO	1700	1730			
A68VULCO	1725	1755			
A69VULCO	1750	1780			
A70VULCO	1780	1810			
A71VULCO	1805	1835			
A72VULCO	1830	1860			
A73VULCO	1855	1885			
A74VULCO	1885	1915			
A75VULCO	1910	1940			
A76VULCO	1930	1960			
A77VULCO	1960	1990			
A78VULCO	1980	2010			
A79VULCO	2010	2040			
A80VULCO	2035	2065			
A81VULCO	2060	2090			
A82VULCO	2085	2115			
A83VULCO	2110	2140			
A84VULCO	2135	2165			
A85VULCO	2170	2200			



B			C		
Description	Inside length	Datum length	Description	Inside length	Datum length
	mm	mm		mm	mm
B26VULCO	650	690	B96VULCO	2445	2485
B27VULCO	690	730	B97VULCO	2470	2510
B28VULCO	710	750	B98VULCO	2495	2535
B29VULCO	730	770	B99VULCO	2520	2560
B30VULCO	750	790	B100VULCO	2545	2585
B31VULCO	795	835	B101VULCO	2570	2610
B32VULCO	820	860	B102VULCO	2595	2635
B33VULCO	860	900	B103VULCO	2615	2655
B35VULCO	890	930	B104VULCO	2645	2685
B36VULCO	930	970	B105VULCO	2675	2715
B37VULCO	950	990	B106VULCO	2700	2740
B38VULCO	970	1010	B108VULCO	2750	2790
B39VULCO	1000	1040	B110VULCO	2800	2840
B40VULCO	1025	1065	B112VULCO	2850	2890
B41VULCO	1045	1085	B114VULCO	2900	2940
B42VULCO	1070	1110	B115VULCO	2925	2965
B43VULCO	1105	1145	B116VULCO	2950	2990
B44VULCO	1110	1150	B118VULCO	3000	3040
B45VULCO	1145	1185	B120VULCO	3055	3095
B46VULCO	1170	1210	B124VULCO	3150	3190
B47VULCO	1195	1235	B126VULCO	3210	3250
B48VULCO	1225	1265	B128VULCO	3260	3300
B49VULCO	1250	1290	B130VULCO	3310	3350
B50VULCO	1278	1318	B132VULCO	3355	3395
B51VULCO	1300	1340	B134VULCO	3410	3450
B52VULCO	1325	1365	B136VULCO	3460	3500
B53VULCO	1350	1390	B140VULCO	3560	3600
B54VULCO	1380	1420	B144VULCO	3665	3705
B55VULCO	1410	1450	B147VULCO	3740	3780
B56VULCO	1440	1480	B148VULCO	3760	3800
B57VULCO	1460	1500	B152VULCO	3865	3905
B58VULCO	1480	1520	B154VULCO	3915	3955
B59VULCO	1510	1550	B158VULCO	4020	4060
B60VULCO	1525	1565	B162VULCO	4120	4160
B61VULCO	1555	1595	B167VULCO	4255	4295
B62VULCO	1575	1615	B173VULCO	4400	4440
B63VULCO	1595	1635	B175VULCO	4450	4490
B64VULCO	1630	1670	B180VULCO	4580	4620
B65VULCO	1650	1690	B187VULCO	4755	4795
B66VULCO	1695	1735	B192VULCO	4880	4920
B67VULCO	1715	1755	B195VULCO	4960	5000
B68VULCO	1730	1770	B210VULCO	5340	5380
B69VULCO	1755	1795	B240VULCO	6090	6130
B70VULCO	1780	1820	B248VULCO	6300	6340
B71VULCO	1810	1850	B270VULCO	6825	6865
B72VULCO	1835	1875	B280VULCO	7100	7140
B73VULCO	1855	1895			
B74VULCO	1885	1925			
B75VULCO	1905	1945			
B76VULCO	1935	1975			
B77VULCO	1960	2000			
B78VULCO	2000	2040			
B80VULCO	2030	2070			
B81VULCO	2060	2100			
B82VULCO	2090	2130			
B83VULCO	2115	2155			
B84VULCO	2140	2180			
B85VULCO	2165	2205			
B86VULCO	2185	2225			
B87VULCO	2215	2255			
B88VULCO	2240	2280			
B89VULCO	2255	2295			
B90VULCO	2290	2330			
B91VULCO	2310	2350			
B92VULCO	2340	2380			
B93VULCO	2365	2405			
B94VULCO	2395	2435			
B95VULCO	2420	2460			

C			C		
Description	Inside length	Datum length	Description	Inside length	Datum length
	mm	mm		mm	mm
C43VULCO	1092	1150	C120VULCO	3062	3120
C46VULCO	1192	1250	C122VULCO	3127	3185
C48VULCO	1227	1285	C124VULCO	3157	3215
C49VULCO	1252	1310	C128VULCO	3262	3320
C51VULCO	1292	1350	C130VULCO	3312	3370
C52VULCO	1337	1395	C132VULCO	3367	3425
C53VULCO	1352	1410	C134VULCO	3402	3460
C55VULCO	1402	1460	C136VULCO	3477	3535
C56VULCO	1427	1485	C140VULCO	3557	3615
C57VULCO	1452	1510	C144VULCO	3672	3730
C58VULCO	1492	1550	C148VULCO	3772	3830
C59VULCO	1512	1570	C153VULCO	3902	3960
C60VULCO	1527	1585	C158VULCO	4007	4065
C61VULCO	1567	1625	C162VULCO	4122	4180
C62VULCO	1592	1650	C165VULCO	4212	4270
C63VULCO	1617	1675	C167VULCO	4262	4320
C65VULCO	1667	1725	C170VULCO	4342	4400
C66VULCO	1692	1750	C173VULCO	4407	4465
C67VULCO	1717	1775	C177VULCO	4507	4565
C68VULCO	1742	1800	C180VULCO	4587	4645
C69VULCO	1767	1825	C187VULCO	4752	4810
C70VULCO	1792	1850	C190VULCO	4822	4880
C71VULCO	1817	1875	C195VULCO	4967	5025
C72VULCO	1842	1900	C197VULCO	5022	5080
C75VULCO	1912	1970	C204VULCO	5192	5250
C76VULCO	1942	2000	C208VULCO	5302	5360
C77VULCO	1972	2030	C210VULCO	5342	5400
C78VULCO	1992	2050	C222VULCO	5607	5665
C80VULCO	2042	2100	C225VULCO	5672	5730
C81VULCO	2067	2125	C238VULCO	6002	6060
C82VULCO	2092	2150	C240VULCO	6062	6120
C83VULCO	2122	2180	C250VULCO	6307	6365
C84VULCO	2142	2200	C195VULCO	6702	6760
C85VULCO	2172	2230	C270VULCO	6822	6880
C86VULCO	2197	2255	C280VULCO	7107	7165
C88VULCO	2242	2300			
C89VULCO	2272	2330			
C90VULCO	2297	2355			
C93VULCO	2367	2425			
C94VULCO	2387	2445			
C95VULCO	2412	2470			
C96VULCO	2432	2490			
C97VULCO	2467	2525			
C98VULCO	2502	2560			
C99VULCO	2537	2595			
C100VULCO	2557	2615			
C101VULCO	2582	2640			
C102VULCO	2602	2660			
C104VULCO	2657	2715			
C105VULCO	2682	2740			
C106VULCO	2707	2765			
C108VULCO	2762	2820			
C110VULCO	2802	2860			
C112VULCO	2857	2915			
C114VULCO	2917	2975			
C115VULCO	2932	2990			
C116VULCO	2962	3020			
C118VULCO	2997	3055			

VulcoPower™ ordering code is composed as follows:

C43VULCO

C - Section
43 - Inside length in inch
VULCO - Product short name

All dimensions are available from stock.



SERVICE LINE BELTS

VULCOPLUS™

Wrapped, narrow section V-belt

If your application requires high speeds, high speed ratios or small pulley diameters, Gates VulcoPlus™ is the ideal solution. This replacement belt is recommended for use on all industrial heavy-duty, narrow section V-belt drives.



Identification

Durable green marking indicating type and dimensions.

Construction

- Belt compound converts tensile forces on the sidewalls into longitudinal forces in the tensile member.
- Textile cover provides grip and protects against abrasion.
- Polyester tensile member withstands occasional or recurrent shockloads.
- Excellent resistance to oil, heat, ozone, sunlight, weather and ageing.
- **Static conductive (ISO 1813)** and can as such be used in the conditions described in the Directive 94/9/EC - ATEX.

Advantages

- Excellent performance/cost ratio.
- Manufactured by Gates according to the highest quality standards.
- Suited for a wide range of light- to medium-duty power transmission applications and motion transfer.
- Available in all popular lengths and sections.
- Match system: all sizes meet Gates **UNISET** tolerances, they can be installed without matching.

Sections and nominal dimensions



	Width mm	Height mm
SPZ	10	8
SPA	13	10
SPB	16	13
SPC	22	18



SPZ		SPA	
Description	Datum length	Description	Datum length
	mm		mm
SPZ562VULCO	562	SPZ1562VULCO	1562
SPZ587VULCO	587	SPZ1587VULCO	1587
SPZ612VULCO	612	SPZ1600VULCO	1600
SPZ630VULCO	630	SPZ1612VULCO	1612
SPZ637VULCO	637	SPZ1637VULCO	1637
SPZ662VULCO	662	SPZ1650VULCO	1650
SPZ670VULCO	670	SPZ1662VULCO	1662
SPZ687VULCO	687	SPZ1687VULCO	1687
SPZ710VULCO	710	SPZ1700VULCO	1700
SPZ722VULCO	722	SPZ1737VULCO	1737
SPZ737VULCO	737	SPZ1750VULCO	1750
SPZ750VULCO	750	SPZ1762VULCO	1762
SPZ762VULCO	762	SPZ1787VULCO	1787
SPZ772VULCO	772	SPZ1800VULCO	1800
SPZ787VULCO	787	SPZ1812VULCO	1812
SPZ800VULCO	800	SPZ1837VULCO	1837
SPZ812VULCO	812	SPZ1850VULCO	1850
SPZ825VULCO	825	SPZ1862VULCO	1862
SPZ837VULCO	837	SPZ1887VULCO	1887
SPZ850VULCO	850	SPZ1900VULCO	1900
SPZ862VULCO	862	SPZ1937VULCO	1937
SPZ875VULCO	875	SPZ1987VULCO	1987
SPZ887VULCO	887	SPZ2000VULCO	2000
SPZ900VULCO	900	SPZ2037VULCO	2037
SPZ912VULCO	912	SPZ2060VULCO	2060
SPZ925VULCO	925	SPZ2120VULCO	2120
SPZ937VULCO	937	SPZ2137VULCO	2137
SPZ950VULCO	950	SPZ2180VULCO	2180
SPZ962VULCO	962	SPZ2187VULCO	2187
SPZ975VULCO	975	SPZ2240VULCO	2240
SPZ987VULCO	987	SPZ2287VULCO	2287
SPZ1000VULCO	1000	SPZ2360VULCO	2360
SPZ1012VULCO	1012	SPZ2500VULCO	2500
SPZ1024VULCO	1024	SPZ2650VULCO	2650
SPZ1030VULCO	1030	SPZ2800VULCO	2800
SPZ1037VULCO	1037	SPZ3000VULCO	3000
SPZ1047VULCO	1047	SPZ3150VULCO	3150
SPZ1060VULCO	1060	SPZ3350VULCO	3350
SPZ1077VULCO	1077	SPZ3550VULCO	3550
SPZ1087VULCO	1087		
SPZ1112VULCO	1112		
SPZ1120VULCO	1120		
SPZ1137VULCO	1137		
SPZ1162VULCO	1162		
SPZ1180VULCO	1180		
SPZ1187VULCO	1187		
SPZ1202VULCO	1202		
SPZ1212VULCO	1212		
SPZ1237VULCO	1237		
SPZ1250VULCO	1250		
SPZ1262VULCO	1262		
SPZ1285VULCO	1285		
SPZ1312VULCO	1312		
SPZ1320VULCO	1320		
SPZ1337VULCO	1337		
SPZ1347VULCO	1347		
SPZ1360VULCO	1360		
SPZ1387VULCO	1387		
SPZ1400VULCO	1400		
SPZ1412VULCO	1412		
SPZ1437VULCO	1437		
SPZ1450VULCO	1450		
SPZ1462VULCO	1462		
SPZ1487VULCO	1487		
SPZ1500VULCO	1500		
SPZ1512VULCO	1512		
SPZ1537VULCO	1537		
SPZ1550VULCO	1550		
		SPA732VULCO	732
		SPA757VULCO	757
		SPA782VULCO	782
		SPA800VULCO	800
		SPA825VULCO	825
		SPA832VULCO	832
		SPA850VULCO	850
		SPA857VULCO	857
		SPA875VULCO	875
		SPA900VULCO	900
		SPA932VULCO	932
		SPA950VULCO	950
		SPA975VULCO	975
		SPA1000VULCO	1000
		SPA1030VULCO	1030
		SPA1032VULCO	1032
		SPA1057VULCO	1057
		SPA1082VULCO	1082
		SPA1107VULCO	1107
		SPA1120VULCO	1120
		SPA1132VULCO	1132
		SPA1150VULCO	1150
		SPA1180VULCO	1180
		SPA1207VULCO	1207
		SPA1232VULCO	1232
		SPA1250VULCO	1250
		SPA1272VULCO	1272
		SPA1285VULCO	1285
		SPA1307VULCO	1307
		SPA1320VULCO	1320
		SPA1332VULCO	1332
		SPA1360VULCO	1360
		SPA1382VULCO	1382
		SPA1400VULCO	1400
		SPA1407VULCO	1407
		SPA1425VULCO	1425
		SPA1432VULCO	1432
		SPA1450VULCO	1450
		SPA1482VULCO	1482
		SPA1500VULCO	1500
		SPA1532VULCO	1532
		SPA1550VULCO	1550
		SPA1582VULCO	1582
		SPA1600VULCO	1600
		SPA1632VULCO	1632
		SPA1650VULCO	1650
		SPA1682VULCO	1682
		SPA1700VULCO	1700
		SPA1707VULCO	1707
		SPA1732VULCO	1732
		SPA1757VULCO	1757
		SPA1782VULCO	1782
		SPA1800VULCO	1800
		SPA1832VULCO	1832
		SPA1857VULCO	1857
		SPA1882VULCO	1882
		SPA1900VULCO	1900
		SPA1932VULCO	1932
		SPA1957VULCO	1957
		SPA1982VULCO	1982
		SPA2000VULCO	2000
		SPA2032VULCO	2032
		SPA2057VULCO	2057
		SPA2060VULCO	2060
		SPA2082VULCO	2082
		SPA2120VULCO	2120
		SPA2132VULCO	2132
		SPA2182VULCO	2182
		SPA2207VULCO	2207
		SPA2232VULCO	2232
		SPA2240VULCO	2240
		SPA2282VULCO	2282
		SPA2300VULCO	2300
		SPA2307VULCO	2307
		SPA2332VULCO	2332
		SPA2360VULCO	2360
		SPA2382VULCO	2382
		SPA2430VULCO	2430
		SPA2432VULCO	2432
		SPA2482VULCO	2482
		SPA2500VULCO	2500
		SPA2532VULCO	2532
		SPA2580VULCO	2580
		SPA2582VULCO	2582
		SPA2607VULCO	2607
		SPA2632VULCO	2632
		SPA2650VULCO	2650
		SPA2682VULCO	2682
		SPA2720VULCO	2720
		SPA2732VULCO	2732
		SPA2782VULCO	2782
		SPA2800VULCO	2800
		SPA2832VULCO	2832
		SPA2847VULCO	2847
		SPA2882VULCO	2882
		SPA2900VULCO	2900
		SPA2932VULCO	2932
		SPA2982VULCO	2982
		SPA3000VULCO	3000
		SPA3032VULCO	3032
		SPA3082VULCO	3082
		SPA3150VULCO	3150
		SPA3182VULCO	3182
		SPA3282VULCO	3282
		SPA3350VULCO	3350
		SPA3550VULCO	3550
		SPA3750VULCO	3750
		SPA4000VULCO	4000
		SPA4250VULCO	4250
		SPA4500VULCO	4500



SPB		SPC	
Description	Datum length	Description	Datum length
	mm		mm
SPB1250VULCO	1250	SPC2000VULCO	2000
SPB1280VULCO	1280	SPC2120VULCO	2120
SPB1320VULCO	1320	SPC2240VULCO	2240
SPB1360VULCO	1360	SPC2360VULCO	2360
SPB1400VULCO	1400	SPC2500VULCO	2500
SPB1450VULCO	1450	SPC2650VULCO	2650
SPB1500VULCO	1500	SPC2800VULCO	2800
SPB1550VULCO	1550	SPC3000VULCO	3000
SPB1600VULCO	1600	SPC3150VULCO	3150
SPB1650VULCO	1650	SPC3350VULCO	3350
SPB1700VULCO	1700	SPC3550VULCO	3550
SPB1750VULCO	1750	SPC3750VULCO	3750
SPB1800VULCO	1800	SPC4000VULCO	4000
SPB1850VULCO	1850	SPC4250VULCO	4250
SPB1900VULCO	1900	SPC4500VULCO	4500
SPB1950VULCO	1950	SPC4750VULCO	4750
SPB2000VULCO	2000	SPC5000VULCO	5000
SPB2060VULCO	2060	SPC5300VULCO	5300
SPB2120VULCO	2120	SPC5600VULCO	5600
SPB2180VULCO	2180	SPC6000VULCO	6000
SPB2240VULCO	2240	SPC6300VULCO	6300
SPB2300VULCO	2300	SPC6700VULCO	6700
SPB2360VULCO	2360	SPC7100VULCO	7100
SPB2430VULCO	2430	SPC7500VULCO	7500
SPB2500VULCO	2500	SPC8000VULCO	8000
SPB2580VULCO	2580	SPC8500VULCO	8500
SPB2650VULCO	2650	SPC9000VULCO	9000
SPB2720VULCO	2720	SPC9500VULCO	9500
SPB2800VULCO	2800	SPC10000VULCO	10000
SPB2900VULCO	2900	SPC10600VULCO	10600
SPB3000VULCO	3000	SPC11200VULCO	11200
SPB3150VULCO	3150		
SPB3250VULCO	3250		
SPB3350VULCO	3350		
SPB3450VULCO	3450		
SPB3550VULCO	3550		
SPB3650VULCO	3650		
SPB3750VULCO	3750		
SPB3870VULCO	3870		
SPB4000VULCO	4000		
SPB4120VULCO	4120		
SPB4250VULCO	4250		
SPB4370VULCO	4370		
SPB4500VULCO	4500		
SPB4560VULCO	4560		
SPB4620VULCO	4620		
SPB4750VULCO	4750		
SPB4870VULCO	4870		
SPB5000VULCO	5000		
SPB5300VULCO	5300		
SPB5600VULCO	5600		
SPB6000VULCO	6000		
SPB6300VULCO	6300		
SPB6700VULCO	6700		
SPB7100VULCO	7100		
SPB7500VULCO	7500		
SPB8000VULCO	8000		

VulcoPlus™ ordering code is composed as follows:

SPA732VULCO

SPA - Section
732 - Datum length (mm)
VULCO - Product short name

Dimensions in bold are available from stock.




HEAVY-DUTY V-BELTS

PREDATOR®

Wrapped, narrow section multiple V-belt

Gates Predator® V-belts are the markets' leading V-belts. Unique in their extreme robustness and high load carrying capability they are unrivalled. They are excellent problem solvers that perform well in harsh environments and in extremely demanding applications where standard V-belts have performance issues. The Predator® belt difference is in the construction: they have the highest power density of any V-belt and virtually zero stretch because of the use of high strength, high modulus aramid tensile cords. They are available as PowerBand® belts in SPBP, SPCP, 9JP, 15JP and 8VP sections and as single belts in AP, BP, CP, SPBP, SPCP and 8VP sections.



Identification

Durable silver marking indicating type and dimensions.

Construction

- Aramid tensile cords provide extraordinary strength, durability and virtually zero stretch.
- Double fabric cover offers extreme abrasion and wear resistance.
- Specially treated extra tough cover withstands slip and shear forces at peak loads without generating excessive heat and resists penetration by foreign materials.
- Chloroprene rubber compounds provide superb oil and heat resistance.
- Non-rubber surfaced cover allows momentary slippage due to excessive overloads without damaging the belt.

Advantages

- At least 40% higher power ratings than standard construction V-belts.
- No need for constant belt re-tensioning.
- Less maintenance, less downtime.
- Excellent problem solver.
- Available in PowerBand® and single belt construction:
 - PowerBand® belts feature a multiple layer tie band that provides excellent lateral rigidity to prevent belts from turning over or from coming off the drive.
 - Single belts can be used for applications where PowerBand® belts are not an option. Predator® single belts are available on demand in lengths over 1400 mm.
- Predator® PowerBand® belts are **static conductive (ISO 1813)** (except for 8VP) and can as such be used in the conditions described in the Directive 94/9/EC - ATEX; for detailed info on the static conductivity of Predator® single belts, please contact your Gates representative.

Sections and nominal dimensions



	Pitch mm	Width mm	Height mm
SPBP	19.0	16	13
SPCP	25.5	22	18
9JP	10.3	10	8
15JP	17.5	16	13
8VP	28.6	26	23

Available number of ribs

SPBP	2 → 16
SPCP	2 → 12
9JP	2 → 30
15JP	2 → 16
8VP	3 → 5



PowerBand® belts

SPBP	
Description	Datum length
	mm
SPBP2120	2120
SPBP2240	2240
SPBP2360	2360
SPBP2500	2500
SPBP2650	2650
SPBP2800	2800
SPBP3000	3000
SPBP3150	3150
SPBP3350	3350
SPBP3550	3550
SPBP3750	3750
SPBP4000	4000
SPBP4250	4250
SPBP4500	4500
SPBP4750	4750
SPBP5000	5000
SPBP5300	5300
SPBP5600	5600
SPBP6000	6000
SPBP6300	6300
SPBP6700	6700
SPBP7100	7100
SPBP7500	7500
SPBP8000	8000

SPCP	
Description	Datum length
	mm
SPCP3000	3000
SPCP3150	3150
SPCP3350	3350
SPCP3550	3550
SPCP3750	3750
SPCP4000	4000
SPCP4250	4250
SPCP4500	4500
SPCP4750	4750
SPCP5000	5000
SPCP5300	5300
SPCP5600	5600
SPCP6000	6000
SPCP6300	6300
SPCP6700	6700
SPCP7100	7100
SPCP7500	7500
SPCP8000	8000
SPCP8500	8500
SPCP9000	9000
SPCP10000	10000
SPCP10600	10600
SPCP11200	11200

9JP	
Description	Effective length
	mm
9JP1400	1400
9JP1500	1500
9JP1600	1600
9JP1700	1700
9JP1800	1800
9JP1900	1900
9JP2000	2000
9JP2120	2120
9JP2240	2240
9JP2360	2360
9JP2500	2500
9JP2650	2650
9JP2800	2800
9JP3000	3000
9JP3150	3150
9JP3350	3350
9JP3550	3550

15JP	
Description	Effective length
	mm
15JP1400	1400
15JP1500	1500
15JP1600	1600
15JP1700	1700
15JP1800	1800
15JP1900	1900
15JP2000	2000
15JP2120	2120
15JP2240	2240
15JP2360	2360
15JP2500	2500
15JP2650	2650
15JP2800	2800
15JP3000	3000
15JP3150	3150
15JP3350	3350
15JP3550	3550
15JP3750	3750
15JP4000	4000
15JP4250	4250
15JP4500	4500
15JP4750	4750
15JP5000	5000
15JP5300	5300
15JP5600	5600
15JP6000	6000
15JP6300	6300
15JP6700	6700
15JP7100	7100
15JP7500	7500
15JP8000	8000
15JP8500	8500
15JP9000	9000

8VP	
Description	Effective length
	mm
8VP1000	2540
8VP1060	2690
8VP1120	2845
8VP1180	2995
8VP1250	3175
8VP1320	3355
8VP1400	3555
8VP1500	3810
8VP1600	4065
8VP1700	4320
8VP1800	4570
8VP1900	4825
8VP2000	5080
8VP2120	5385
8VP2240	5690
8VP2360	5995
8VP2500	6350
8VP2650	6730
8VP2800	7110
8VP3000	7620
8VP3150	8000
8VP3350	8510
8VP3550	9015
8VO3750	9525
8VP4000	10160
8VP4250	10795
8VP4500	11430
8VP4750	12065
8VP5000	12700
8VP5600	14225
8VP6000	15240

Predator® ordering code is composed as follows:

SPBP3350/3

SPBP - Section
3350 - Datum length (mm)
3 - Number of ribs

Dimensions in bold are available from stock.



HEAVY-DUTY V-BELTS

QUAD-POWER® II POWERBAND®

Raw edge, moulded notch, narrow section multiple V-belt

Gates Quad-Power® II PowerBand® offers a stable position in the pulleys and a smooth running solution for drives where single belts vibrate. It consists of several V-belts joined together by a permanent, high strength tie band, thus being tougher than all the belts taken separately. Quad-Power® II PowerBand® is easy to install and offers a high resistance to vibrations.



Identification

Durable marking indicating type and dimensions.

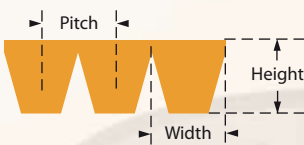
Construction

- Strong band controls belt-to-belt distance and prevents sideways bending.
- Flex-bonded tensile cords are vulcanised as one solid unit making the belt highly resistant to tensile and flexing forces, fatigue and shock loads.
- Flat back construction reduces noise when used with a back side idler or tensioner.
- Elastomeric compound protects the belt against heat, ozone and sunlight.
- **Static conductive (ISO 1813)** and can as such be used in the conditions described in the Directive 94/9/EC - ATEX.

Advantages

- High stability and smooth running on the toughest drives.
- Better resistance to vibrations.
- Temperature ranges from -30°C to +60°C (higher temperatures for shorter periods).
- Important design economies possible.
- Savings in drive space and weight thanks to high transmission efficiency.
- Match system: all sizes meet Gates **UNISSET** tolerances, they can be installed without matching.

Sections and nominal dimensions



	Pitch mm	Width mm	Height mm
3VX	10.3	10	8
5VX	17.5	16	13
XPZ	12.0	10	8
XPA	15.0	13	10
XPB	19.0	16	13

	Available number of ribs			
	2	3	4	5
3VX	x	x	x	x
5VX	x	x	x	x
XPZ	x	x	x	
XPA	x	x		
XPB	x	x		



3VX		XPZ		XPA		XPB	
Description	Effective length	Description	Datum length	Description	Datum length	Description	Datum length
RMA	mm	ISO	mm	ISO	mm	ISO	mm
3VX250	635	XPZ800	800	XPA800	800	XPB1250	1250
3VX265	675	XPZ850	850	XPA850	850	XPB1320	1320
3VX280	710	XPZ900	900	XPA900	900	XPB1400	1400
3VX300	760	XPZ950	950	XPA950	950	XPB1450	1450
3VX315	800	XPZ1000	1000	XPA1000	1000	XPB1500	1500
3VX335	850	XPZ1030	1030	XPA1030	1030	XPB1550	1550
3VX355	900	XPZ1060	1060	XPA1060	1060	XPB1600	1600
3VX375	950	XPZ1090	1090	XPA1090	1090	XPB1650	1650
3VX400	1015	XPZ1120	1120	XPA1120	1120	XPB1700	1700
3VX425	1080	XPZ1150	1150	XPA1150	1150	XPB1750	1750
3VX450	1145	XPZ1180	1180	XPA1180	1180	XPB1800	1800
3VX475	1205	XPZ1212	1212	XPA1250	1250	XPB1850	1850
3VX500	1270	XPZ1250	1250	XPA1320	1320	XPB1900	1900
3VX530	1345	XPZ1270	1270	XPA1360	1360	XPB1950	1950
3VX560	1420	XPZ1320	1320	XPA1400	1400	XPB2000	2000
3VX600	1525	XPZ1340	1340	XPA1450	1450	XPB2120	2120
3VX630	1600	XPZ1362	1362	XPA1500	1500	XPB2150	2150
3VX670	1700	XPZ1400	1400	XPA1550	1550	XPB2240	2240
3VX710	1805	XPZ1420	1420	XPA1600	1600	XPB2280	2280
3VX750	1905	XPZ1450	1450	XPA1650	1650	XPB2360	2360
3VX800	2030	XPZ1500	1500	XPA1700	1700	XPB2410	2410
3VX850	2160	XPZ1550	1550	XPA1750	1750	XPB2500	2500
3VX900	2285	XPZ1600	1600	XPA1800	1800	XPB2530	2530
3VX950	2415	XPZ1650	1650	XPA1850	1850	XPB2650	2650
3VX1000	2540	XPZ1700	1700	XPA1900	1900	XPB2680	2680
3VX1060	2690	XPZ1750	1750	XPA1950	1950	XPB2800	2800
3VX1120	2845	XPZ1800	1800	XPA2000	2000	XPB2840	2840
3VX1180	2995	XPZ1850	1850	XPA2060	2060	XPB3000	3000
3VX1250	3175	XPZ1900	1900	XPA2120	2120	XPB3150	3150
3VX1320	3355	XPZ1950	1950	XPA2240	2240	XPB3350	3350
3VX1400	3555	XPZ2000	2000	XPA2360	2360	XPB3550	3550
		XPZ2030	2030	XPA2430	2430	XPB3750	3750
		XPZ2120	2120	XPA2500	2500	XPB4000	4000
		XPZ2160	2160	XPA2650	2650	XPB4250	4250
		XPZ2240	2240	XPA2800	2800	XPB4500	4500
		XPZ2360	2360	XPA3000	3000	XPB4750	4750
		XPZ2500	2500	XPA3150	3150		
		XPZ2650	2650	XPA3350	3350		
		XPZ2800	2800	XPA3550	3550		
		XPZ3000	3000	XPA3750	3750		
		XPZ3150	3150	XPA4000	4000		
		XPZ3350	3350				
		XPZ3550	3550				

5VX	
Description	Effective length
RMA	mm
5VX500	1270
5VX530	1345
5VX560	1420
5VX600	1525
5VX630	1600
5VX670	1700
5VX710	1805
5VX750	1905
5VX800	2030
5VX850	2160
5VX900	2285
5VX950	2415
5VX1000	2540
5VX1060	2690
5VX1120	2845
5VX1180	2995
5VX1250	3175
5VX1320	3355
5VX1400	3555
5VX1500	3810
5VX1600	4065
5VX1700	4320
5VX1800	4570
5VX1900	4825
5VX2000	5080

Quad-Power® II PowerBand® ordering code is composed as follows:

XPA1030/2

XPA - Section
1030 - Datum length (mm)
2 - Number of ribs

All dimensions are available on request.




HEAVY-DUTY V-BELTS

SUPER HC® & HI-POWER® POWERBAND®

Wrapped, narrow section/classical section multiple V-belt

Gates Super HC® PowerBand® and Hi-Power® PowerBand® offer a solution for drives where single belts vibrate, turn over or jump off the pulleys. They consist of several V-belts joined together by a permanent, high strength tie band, thus being tougher than all the belts taken separately.

Super HC® PowerBand® is available in SPB, SPC, 8V/25J, 9J and 15J sections. Hi-Power® B, C and D sections are available on request.



Identification

Durable marking indicating type and dimensions.

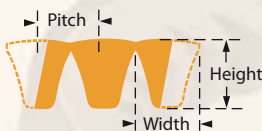
Construction

- Strong band controls belt-to-belt distance and prevents sideways bending.
- Flex-bonded tensile cords are vulcanised as one solid unit making the belt highly resistant to tensile and flexing forces, fatigue and shock loads.
- Concave sides and arched top.
- Flex-Weave® cover protects the belt core from the toughest environments.
- Elastomeric compound protects the belt against heat, ozone and sunlight.
- **Static conductive (ISO 1813)** and can as such be used in the conditions described in the Directive 94/9/EC - ATEX.

Advantages

- Better resistance to vibrations.
- High stability and smooth running on the toughest drives.
- Temperature ranges from -30°C to +60°C.
- Important design economies possible.
- Savings in drive space and weight thanks to high transmission efficiency.

Sections and nominal dimensions



	Pitch mm	Width mm	Height mm
Super HC®			
SPB	19.00	16	13
SPC	25.50	22	18
9J/3V	10.30	10	8
15J/5V	17.50	16	13
25J/8V	28.60	26	23
Hi-Power®			
B	19.05	17	10
C	25.40	22	12
D	36.50	32	19

Available number of ribs		
Super HC®		
SPB	2 →	16
SPC	2 →	12
9J/3V	2 →	30
15J/5V	2 →	16
25J/8V	3 →	5
Hi-Power®		
B	2 →	5
C	2 →	5
D	3 →	5



SPB		9J/3V		15J/5V		25J/8V	
Description	Datum length*	Description	Effective length	Description	Effective length	Description	Effective length
	mm		mm		mm		mm
SPB2120	2120	9J1250	1250	15J1250	1250	8V1000	2540
SPB2240	2240	9J1320	1320	15J1320	1320	8V1060	2692
SPB2360	2360	9J1400	1400	15J1400	1400	8V1120	2845
SPB2500	2500	9J1500	1500	15J1500	1500	8V1180	2997
SPB2650	2650	9J1600	1600	15J1600	1600	8V1250	3175
SPB2800	2800	9J1700	1700	15J1700	1700	8V1320	3355
SPB3000	3000	9J1800	1800	15J1800	1800	8V1400	3556
SPB3150	3150	9J1900	1900	15J1900	1900	8V1500	3810
SPB3350	3350	9J2000	2000	15J2000	2000	8V1600	4064
SPB3550	3550	9J2120	2120	15J2120	2120	8V1700	4318
SPB3750	3750	9J2240	2240	15J2240	2240	8V1800	4572
SPB4000	4000	9J2360	2360	15J2360	2360	8V1900	4826
SPB4250	4250	9J2500	2500	15J2500	2500	8V2000	5080
SPB4500	4500	9J2650	2650	15J2650	2650	8V2120	5385
SPB4750	4750	9J2800	2800	15J2800	2800	8V2240	5690
SPB5000	5000	9J3000	3000	15J3000	3000	8V2360	5994
SPB5300	5300	9J3150	3150	15J3150	3150	8V2500	6350
SPB5600	5600	9J3350	3350	15J3350	3350	8V2650	6731
SPB6000	6000	9J3550	3550	15J3550	3550	8V2800	7112
SPB6300	6300			15J3750	3750	8V3000	7620
SPB6700	6700			15J4000	4000	8V3150	8001
SPB7100	7100			15J4250	4250	8V3350	8509
SPB7500	7500			15J4500	4500	8V3550	9017
SPB8000	8000			15J4750	4750	8V3750	9525
				15J5000	5000	8V4000	10160
				15J5300	5300	8V4250	10795
				15J5600	5600	8V4500	11430
				15J6000	6000	8V4750	12065
				15J6300	6300	8V5000	12700
				15J6700	6700	8V5600	14224
				15J7100	7100	8V6000	15240
				15J7500	7500		
				15J8000	8000		
				15J8500	8500		
				15J9000	9000		

SPC	
Description	Datum length*
	mm
SPC3000	3000
SPC3150	3150
SPC3350	3350
SPC3550	3550
SPC3750	3750
SPC4000	4000
SPC4250	4250
SPC4500	4500
SPC4750	4750
SPC5000	5000
SPC5300	5300
SPC5600	5600
SPC6000	6000
SPC6300	6300
SPC6700	6700
SPC7100	7100
SPC7500	7500
SPC8000	8000
SPC8500	8500
SPC9000	9000
SPC10000	10000
SPC10600	10600
SPC11200	11200

NOTES

* Dimensions according to ISO 4184.

9J / 15J / 25J are ISO standards for RMA 3V-PB / 5V-PB / 8V-PB.

8V PowerBand® belts are designed for use both in 8V and 25J pulleys.

Super HC® PowerBand® ordering code is composed as follows:

9J1250/2

- 9J** - Section
- 1250** - Effective length (mm)
- 2** - Number of ribs

Dimensions in bold are available from stock.



B		B		C		D	
Description	Effective length	Description	Effective length	Description	Effective length	Description	Effective length
	mm		mm		mm		mm
B35	935	B112	2891	C60	1598	D120	3132
B38	1011	B120	3094	C68	1801	D144	3741
B42	1113	B124	3195	C75	1979	D158	4097
B43	1138	B128	3297	C81	2131	D173	4478
B46	1214	B133	3424	C85	2233	D180	4656
B48	1265	B136	3500	C90	2360	D195	5037
B50	1316	B144	3780	C96	2512	D210	5418
B51	1341	B148	3805	C99	2588	D225	5735
B52	1367	B154	3957	C100	2614	D240	6116
B53	1392	B158	4059	C105	2741	D255	6497
B54	1417	B162	4161	C108	2817	D270	6878
B55	1443	B173	4440	C109	2842	D285	7259
B56	1468	B180	4618	C112	2918	D300	7640
B57	1494	B195	4999	C120	3122	D315	8021
B58	1519	B210	5380	C124	3223	D330	8402
B59	1544	B225	5723	C128	3325	D345	8783
B60	1570	B240	6104	C136	3528	D360	9164
B61	1595	B255	6485	C144	3731	D390	9926
B62	1621	B270	6866	C158	4087	D420	10688
B63	1646	B300	7628	C162	4188	D450	11450
B64	1671	B315	8009	C173	4468	D480	12212
B65	1697			C180	4646	D540	13736
B66	1722			C195	5027	D600	15260
B67	1748			C210	5408	D660	16784
B68	1773			C225	5738		
B70	1824			C240	6119		
B71	1849			C255	6500		
B72	1875			C270	6881		
B73	1900			C285	7262		
B74	1925			C300	7643		
B75	1951			C315	8024		
B77	2002			C330	8405		
B78	2027			C345	8786		
B79	2052			C360	9167		
B80	2078			C390	9929		
B81	2103			C420	10688		
B82	2129						
B83	2154						
B84	2180						
B85	2205						
B86	2230						
B87	2256						
B88	2281						
B90	2332						
B92	2383						
B93	2408						
B94	2434						
B95	2459						
B96	2484						
B97	2510						
B99	2560						
B100	2586						
B103	2662						
B105	2713						
B108	2789						
B110	2840						

Hi-Power® PowerBand® ordering code is composed as follows:

C270/2

- C** - Section
- 270** - Effective length in inch
- 2** - Number of ribs

All dimensions are available on request.



V-BELTS FOR BACK IDLER AND CLUTCHING APPLICATIONS

POWERATED®

Green textile wrapped V-belt

Powerated® V-belt is recommended for heavy-duty drives and clutching applications. It meets the requirements of high power, clutching, heavy shock loaded and back idler driven lawn and garden equipment.



Identification

Durable moulded marking plus green cover designating Powerated® as a special capacity belt.

Construction

- Aramid tensile cords.
- Low cord positioning in thin profile gives extreme flexibility.
- Special heavy-duty cord reinforcement and low friction wrapping provide smooth clutching operation.
- Fabric reinforcement on the bottom ensures high crack resistance if back idler is used.

Advantages

- Smooth clutching and disengaging.
- Length stability.
- Special shock resistance.
- Special bending and crack resistance.

Sections and nominal dimensions



	Width inch	Height inch
3L	3/8	7/32
4L	1/2	5/16
5L	21/32	3/8



3L		
3/8" nominal top width		
Description	Outside length	
	inch	mm
3L16 6716	16	406
3L17 6717	17	432
3L18 6718	18	457
3L19 6719	19	483
3L20 6720	20	508
3L21 6721	21	533
3L22 6722	22	559
3L23 6723	23	584
3L24 6724	24	610
3L25 6725	25	635
3L26 6726	26	660
3L27 6727	27	686
3L28 6728	28	711
3L29 6729	29	737
3L30 6730	30	762
3L31 6731	31	787
3L32 6732	32	813
3L33 6733	33	838
3L34 6734	34	864
3L35 6735	35	889
3L36 6736	36	914
3L37 6737	37	940
3L38 6738	38	965
3L39 6739	39	991
3L40 6740	40	1016
3L41 6741	41	1041
3L42 6742	42	1067
3L43 6743	43	1092
3L44 6744	44	1118
3L45 6745	45	1143
3L46 6746	46	1168
3L47 6747	47	1194
3L48 6748	48	1219
3L49 6749	49	1245
3L50 6750	50	1270
3L61 6761	61	1549

4L					
1/2" nominal top width					
Description	Outside length		Description	Outside length	
	inch	mm		inch	mm
4L17 6817	17	432	4L86 6886	86	2184
4L18 6818	18	457	4L87 6887	87	2210
4L19 6819	19	483	4L88 6888	88	2235
4L20 6820	20	508	4L89 6889	89	2261
4L21 6821	21	533	4L90 6890	90	2286
4L22 6822	22	559	4L91 6891	91	2311
4L23 6823	23	584	4L92 6892	92	2337
4L24 6824	24	610	4L93 6893	93	2362
4L25 6825	25	635	4L94 6894	94	2388
4L26 6826	26	660	4L95 6895	95	2413
4L27 6827	27	686	4L96 6896	96	2438
4L28 6828	28	711	4L97 6897	97	2464
4L29 6829	29	737	4L98 6898	98	2489
4L30 6830	30	762	4L99 6899	99	2515
4L31 6831	31	787			
4L32 6832	32	813			
4L33 6833	33	838			
4L34 6834	34	864			
4L35 6835	35	889			
4L36 6836	36	914			
4L37 6837	37	940			
4L38 6838	38	965			
4L39 6839	39	991			
4L40 6840	40	1016			
4L41 6841	41	1041			
4L42 6842	42	1067			
4L43 6843	43	1092			
4L44 6844	44	1118			
4L45 6845	45	1143			
4L46 6846	46	1168			
4L47 6847	47	1194			
4L48 6848	48	1219			
4L49 6849	49	1245			
4L50 6850	50	1270			
4L51 6851	51	1295			
4L52 6852	52	1321			
4L53 6853	53	1346			
4L54 6854	54	1372			
4L55 6855	55	1397			
4L56 6856	56	1422			
4L57 6857	57	1448			
4L58 6858	58	1473			
4L59 6859	59	1499			
4L60 6860	60	1524			
4L61 6861	61	1549			
4L62 6862	62	1575			
4L63 6863	63	1600			
4L64 6864	64	1626			
4L65 6865	65	1651			
4L66 6866	66	1676			
4L67 6867	67	1702			
4L69 6869	69	1753			
4L70 6870	70	1778			
4L71 6871	71	1803			
4L72 6872	72	1829			
4L73 6873	73	1854			
4L74 6874	74	1880			
4L75 6875	75	1905			
4L76 6876	76	1930			
4L77 6877	77	1956			
4L78 6878	78	1981			
4L79 6879	79	2007			
4L80 6880	80	2032			
4L81 6881	81	2057			
4L82 6882	82	2083			
4L83 6883	83	2108			
4L84 6884	84	2134			
4L85 6885	85	2159			

5L					
21/32" nominal top width					
Description	Outside length		Description	Outside length	
	inch	mm		inch	mm
5L25 6925	25	635	5L81 6981	81	2057
5L26 6926	26	660	5L82 6982	82	2083
5L27 6927	27	686	5L83 6983	83	2108
5L28 6928	28	711	5L84 6984	84	2134
5L29 6929	29	737	5L85 6985	85	2159
5L30 6930	30	762	5L86 6986	86	2184
5L31 6931	31	787	5L87 6987	87	2210
5L32 6932	32	813	5L88 6988	88	2235
5L33 6933	33	838	5L89 6989	89	2261
5L34 6934	34	864	5L90 6990	90	2286
5L35 6935	35	889	5L91 6991	91	2311
5L36 6936	36	914	5L92 6992	92	2337
5L37 6937	37	940	5L93 6993	93	2362
5L38 6938	38	965	5L94 6994	94	2388
5L39 6939	39	991	5L95 6995	95	2413
5L40 6940	40	1016	5L96 6996	96	2438
5L41 6941	41	1041	5L97 6997	97	2464
5L42 6942	42	1067	5L98 6998	98	2489
5L43 6943	43	1092	5L99 6999	99	2515
5L44 6944	44	1118			
5L45 6945	45	1143			
5L46 6946	46	1168			
5L47 6947	47	1194			
5L48 6948	48	1219			
5L49 6949	49	1245			
5L50 6950	50	1270			
5L51 6951	51	1295			
5L52 6952	52	1321			
5L53 6953	53	1346			
5L54 6954	54	1372			
5L55 6955	55	1397			
5L56 6956	56	1422			
5L57 6957	57	1448			
5L58 6958	58	1473			
5L59 6959	59	1499			
5L60 6960	60	1524			
5L61 6961	61	1549			
5L62 6962	62	1575			
5L63 6963	63	1600			
5L64 6964	64	1626			
5L65 6965	65	1651			
5L66 6966	66	1676			
5L67 6967	67	1702			
5L68 6968	68	1727			
5L69 6969	69	1753			
5L70 6970	70	1778			
5L71 6971	71	1803			
5L72 6972	72	1829			
5L73 6973	73	1854			
5L74 6974	74	1880			
5L75 6975	75	1905			
5L76 6976	76	1930			
5L77 6977	77	1956			
5L78 6978	78	1981			
5L79 6979	79	2007			
5L80 6980	80	2032			

NOTE
The circumference (=outside length) is determined by placing a steel tape around the outside of the belt.

PoweRated® ordering code is composed as follows:

3L16

3L - Section
16 - Outside length in inch

All dimensions are available from stock.




V-BELTS FOR VARIABLE SPEED DRIVES

MULTI-SPEED™

Wide raw edge V-belt

Gates Multi-Speed™ belt provides top performance on variable speed drives. It adjusts itself to the pulley groove without difficulty, providing a wide range of speeds and speed ratios. In addition to the standard Multi-Speed™ belt line, special sizes (top width, thickness and angle) are available on request.



Identification

Durable marking plus printed size.

Construction

- Engineered notch contour increases flexibility. The notches ensure maximum heat dispersion, considerably decreasing running temperatures.
- Strong transverse rigidity offers high resistance to distortion of the belt in the pulley. This results in even load distribution and wear reduction.
- Uniform composition and thickness of the undercord ensure smooth and silent running.
- Combination of these construction features gives maximum speed adjustment.

Advantages

- Maximum range of speed changes.
- High load-carrying capacity.
- Smooth machine operation.
- Exceptionally long belt life.

Reference	Special Gates sizes Inside length: mm					ISO R 1604 sizes Datum length: mm						
	13	23	28	37	47	W16	W20	W25	W31.5	W40	W50	W63
Top width (mm)	13	23	28	37	47	17	21	26	33	42	52	65
Thickness (mm)	6	8	9	10	13	6	7	8	10	13	16	20
Angle	26°	26°	26°	28°	28°	24°	26°	26°	26°	28°	28°	30°
	600	525	650	800	1000	630	630	710	900	1120	1400	1800
	700	600	700	850	1060	710	710	800	1000	1250	1600	2000
	800	650	750	900	1120	800	800	900	1120	1400	1800	2240
	900	700	800	950	1180	900	900	1000	1250	1600	2000	2500
		750	850	1000	1250	1000	1000	1120	1400	1700	2240	2800
		800	900	1060	1320		1120	1250	1600	1800	2500	3150
		850	950	1120	1400		1250	1400	1800	2000	2800	
		900	1000	1180	1500			1600	2000	2240	3150	
		950	1060	1250	1600					2500		
		1000	1120	1320	1700							
		1060	1180	1400	1800							
		1120	1250	1500	2000							
		1180	1320	1600	2240							
		1250	1400	1700								
		1320	1500	1800								
		1400	1600	2000								
		1500		2240								

Multi-Speed™ ordering code is composed as follows:

W16-630

W16 - Standardised cross-section
630 - Datum length (mm)

23X8-600

23 - Standardised cross-section
X8 - Thickness (mm)
600 - Inside length (mm)

Dimensions in bold are available from stock.



V-BELTS FOR COMPACT DRIVES

POLYFLEX® JB™

Polyurethane multiple V-belt

Polyflex® JB™ is synonymous with high power density in small spaces. Developed by Gates and produced to patented manufacturing processes, Gates Polyflex® JB™ belts provide more load-carrying capacity at higher speeds to small precision multiple V-belt drives. This results in significant cost savings and improved design freedom. Polyflex® JB™ belts are recommended for use on bench type milling machines, lathe drives, woodworking and metalworking machine spindle drives, computer peripheral equipment, small blowers, etc. They are available in 3M-JB, 5M-JB, 7M-JB and 11M-JB sections.



Identification

Durable marking indicating type and dimension.

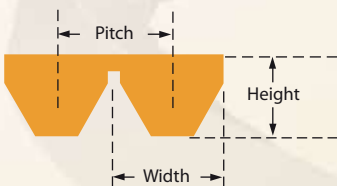
Construction

- Joined belt construction improves stability.
- Ribs relieve bending stress on small pulleys and provide lateral rigidity.
- 60° angle provides more undercord support to the tensile section and distributes the load more evenly.
- Small cross-section meets special application needs such as high shaft speeds, small drive package size and smooth running requirements.
- High modulus polyurethane compound with a high friction coefficient.
- The precise casting method eliminates overlaps and layers.
- Excellent adhesion of tensile cords and polyurethane compound leads to high fatigue resistance and long belt life.
- Extra toughness. The polyurethane compound resists fatigue, wear and ozone.

Advantages

- Long belt life on small pulleys and compact drives.
- Greater shaft speeds, up to 30,000 rpm.
- High performance and smooth running for precision applications.
- Cost savings and design freedom.
- Avoids vibrations when subjected to shock loads.
- Temperature ranges from -54°C up to +85°C.

Sections and nominal dimensions



	Pitch mm	Width mm	Height mm
3M-JB	3.35	3	2.28
5M-JB	5.30	5	3.30
7M-JB	8.50	7	5.33
11M-JB	13.20	11	7.06

	Standard number of ribs			
	2	3	4	5
3M-JB	x	x		
5M-JB	x	x	x	x
7M-JB	x	x	x	x
11M-JB	x	x		

NOTE
Other number of ribs available on request.
For detailed info, please contact your Gates representative.



3M-JB		5M-JB		7M-JB		11M-JB	
Description	Effective length	Description	Effective length	Description	Effective length	Description	Effective length
	mm		mm		mm		mm
3M175JB	175	5M280JB	280	7M500JB	490	11M710JB	692
3M180JB	180	5M290JB	290	7M515JB	505	11M730JB	712
3M185JB	185	5M300JB	300	7M530JB	520	11M750JB	732
3M190JB	190	5M307JB	307	7M545JB	535	11M775JB	757
3M195JB	195	5M315JB	315	7M560JB	550	11M800JB	782
3M200JB	200	5M325JB	325	7M580JB	570	11M825JB	807
3M206JB	206	5M335JB	335	7M600JB	590	11M850JB	832
3M212JB	212	5M345JB	345	7M615JB	605	11M875JB	857
3M218JB	218	5M355JB	355	7M630JB	620	11M900JB	882
3M224JB	224	5M365JB	365	7M650JB	640	11M925JB	907
3M230JB	230	5M375JB	375	7M670JB	660	11M950JB	932
3M236JB	236	5M387JB	387	7M690JB	680	11M975JB	957
3M243JB	243	5M400JB	400	7M710JB	703	11M1000JB	982
3M250JB	250	5M412JB	412	7M730JB	723	11M1030JB	1012
3M258JB	258	5M425JB	425	7M750JB	743	11M1060JB	1042
3M265JB	265	5M437JB	437	7M775JB	768	11M1090JB	1072
3M272JB	272	5M450JB	450	7M800JB	793	11M1120JB	1102
3M280JB	280	5M462JB	462	7M825JB	818	11M1150JB	1132
3M290JB	290	5M475JB	475	7M850JB	843	11M1180JB	1162
3M300JB	300	5M487JB	487	7M875JB	868	11M1220JB	1202
3M307JB	307	5M500JB	500	7M900JB	893	11M1250JB	1232
3M315JB	315	5M515JB	515	7M925JB	918	11M1280JB	1262
3M319JB	319	5M530JB	530	7M950JB	943	11M1320JB	1302
3M325JB	325	5M545JB	545	7M975JB	968	11M1360JB	1342
3M335JB	335	5M560JB	560	7M1000JB	993	11M1400JB	1382
3M345JB	345	5M580JB	580	7M1030JB	1023	11M1450JB	1432
3M350JB	350	5M600JB	600	7M1060JB	1053	11M1500JB	1482
3M355JB	355	5M615JB	615	7M1090JB	1083	11M1550JB	1532
3M365JB	365	5M630JB	630	7M1120JB	1113	11M1600JB	1582
3M375JB	375	5M650JB	650	7M1150JB	1143	11M1650JB	1632
3M387JB	387	5M670JB	670	7M1180JB	1173	11M1700JB	1682
3M400JB	400	5M690JB	690	7M1220JB	1213	11M1750JB	1732
3M406JB	406	5M710JB	710	7M1250JB	1243	11M1800JB	1782
3M412JB	412	5M730JB	730	7M1280JB	1273	11M1850JB	1832
3M425JB	425	5M750JB	750	7M1320JB	1313	11M1900JB	1882
3M437JB	437	5M775JB	775	7M1360JB	1353	11M1950JB	1932
3M450JB	450	5M800JB	800	7M1400JB	1393	11M2000JB	1982
3M462JB	462	5M825JB	825	7M1450JB	1443	11M2060JB	2042
3M475JB	475	5M850JB	850	7M1500JB	1493	11M2120JB	2102
3M487JB	487	5M875JB	875	7M1550JB	1543	11M2180JB	2162
3M500JB	500	5M900JB	900	7M1600JB	1593	11M2240JB	2222
3M515JB	515	5M925JB	925	7M1650JB	1643	11M2300JB	2282
3M530JB	530	5M950JB	950	7M1700JB	1693		
3M545JB	545	5M975JB	975	7M1750JB	1743		
3M553JB	553	5M1000JB	1000	7M1800JB	1793		
3M560JB	560	5M1030JB	1030	7M1850JB	1843		
3M580JB	580	5M1060JB	1060	7M1900JB	1893		
3M600JB	600	5M1090JB	1090	7M1950JB	1943		
3M615JB	615	5M1120JB	1120	7M2000JB	1993		
3M630JB	630	5M1150JB	1150	7M2060JB	2053		
3M650JB	650	5M1180JB	1180	7M2120JB	2113		
3M670JB	670	5M1220JB	1220	7M2180JB	2173		
3M690JB	690	5M1250JB	1250	7M2240JB	2233		
3M710JB	710	5M1280JB	1280	7M2300JB	2293		
3M730JB	730	5M1320JB	1320				
3M750JB	750	5M1360JB	1360				
		5M1400JB	1400				
		5M1450JB	1450				
		5M1500JB	1500				

Polyflex® JB™ ordering code is composed as follows:

5M280/3

- 5M** - Rib width (5 mm)
- 280** - Effective length (mm)
- 3** - Number of ribs (joined belt)

Please refer to the Gates Price List for specifics on stock availability.



3M		5M		7M		11M	
Description	Effective length	Description	Effective length	Description	Effective length	Description	Effective length
	mm		mm		mm		mm
3M180	180	5M280	280	7M500	500	11M710	710
3M185	185	5M290	290	7M515	515	11M730	730
3M190	190	5M300	300	7M530	530	11M750	750
3M195	195	5M307	307	7M545	545	11M775	775
3M200	200	5M315	315	7M560	560	11M800	800
3M206	206	5M325	325	7M580	580	11M825	825
3M212	212	5M335	335	7M600	600	11M850	850
3M218	218	5M345	345	7M615	615	11M875	875
3M224	224	5M355	355	7M630	630	11M900	900
3M230	230	5M365	365	7M650	650	11M925	925
3M236	236	5M375	375	7M670	670	11M950	950
3M243	243	5M387	387	7M690	690	11M975	975
3M250	250	5M400	400	7M710	710	11M1000	1000
3M258	258	5M412	412	7M730	730	11M1030	1030
3M265	265	5M425	425	7M750	750	11M1060	1060
3M272	272	5M437	437	7M775	775	11M1090	1090
3M280	280	5M450	450	7M800	800	11M1120	1120
3M290	290	5M462	462	7M825	825	11M1150	1150
3M300	300	5M475	475	7M850	850	11M1180	1180
3M307	307	5M487	487	7M875	875	11M1220	1220
3M315	315	5M500	500	7M900	900	11M1250	1250
3M325	325	5M515	515	7M925	925	11M1280	1280
3M335	335	5M530	530	7M950	950	11M1320	1320
3M345	345	5M545	545	7M975	975	11M1360	1360
3M355	355	5M560	560	7M1000	1000	11M1400	1400
3M365	365	5M580	580	7M1030	1030	11M1450	1450
3M375	375	5M600	600	7M1060	1060	11M1500	1500
3M387	387	5M615	615	7M1090	1090	11M1550	1550
3M400	400	5M630	630	7M1120	1120	11M1600	1600
3M412	412	5M650	650	7M1150	1150	11M1650	1650
3M425	425	5M670	670	7M1180	1180	11M1700	1700
3M437	437	5M690	690	7M1220	1220	11M1750	1750
3M450	450	5M710	710	7M1250	1250	11M1800	1800
3M462	462	5M730	730	7M1280	1280	11M1850	1850
3M475	475	5M750	750	7M1320	1320	11M1900	1900
3M487	487	5M775	775	7M1360	1360	11M1950	1950
3M500	500	5M800	800	7M1400	1400	11M2000	2000
3M515	515	5M825	825	7M1450	1450	11M2060	2060
3M530	530	5M850	850	7M1500	1500	11M2120	2120
3M545	545	5M875	875	7M1550	1550	11M2180	2180
3M560	560	5M900	900	7M1600	1600	11M2240	2240
3M580	580	5M925	925	7M1650	1650	11M2300	2300
3M600	600	5M950	950	7M1700	1700		
3M615	615	5M975	975	7M1750	1750		
3M630	630	5M1000	1000	7M1800	1800		
3M650	650	5M1030	1030	7M1850	1850		
3M670	670	5M1060	1060	7M1900	1900		
3M690	690	5M1090	1090	7M1950	1950		
3M710	710	5M1120	1120	7M2000	2000		
3M730	730	5M1150	1150	7M2060	2060		
3M750	750	5M1180	1180	7M2120	2120		
		5M1220	1220	7M2180	2180		
		5M1250	1250	7M2240	2240		
		5M1280	1280	7M2300	2300		
		5M1320	1320				
		5M1360	1360				
		5M1400	1400				
		5M1450	1450				
		5M1500	1500				
		5M1600	1600				
		5M1650	1650				
		5M1850	1850				

Polyflex® ordering code is composed as follows:

3M600

3M - Rib width (3 mm)

600 - Effective length (mm)

All dimensions are available from stock.




HEAVY-DUTY V-BELTS

MICRO-V®

Multi-ribbed V-belt

Gates Micro-V® multi-ribbed belts ensure outstanding performance on any industrial multi-ribbed drive. They cover a multitude of industrial applications and are suitable for industrial drives in washing machines, textile machines, vacuum cleaners, lawn mowers, machine tools, medical equipment and many more. The full line of Micro-V® belt products includes slabs in several widths as well as single belts in PJ, PK, PL and PM sections in order to perfectly match customer requirements. Both slabs and belts can be manufactured in a great variety of number of ribs.



Identification

Durable yellow marking indicating type and dimension.

Construction

- Truncated ribs ensure flexibility, reduce heat build-up and improve rib crack resistance. They also enhance load-carrying capacity on small diameter pulleys.
- High modulus, low stretch polyester tensile member provides superior resistance to fatigue and shock loads.
- All elastomeric rubber compound provides oil and heat resistance.
- Specially formulated fibre reinforced undercord stock improves belt stability.

Advantages

- Extremely smooth and cool running.
- Very high power capacity per rib.
- Long life due to extra load-carrying capacity.
- Improved performance on back idlers.
- Smaller drive package.
- Tolerant of pulley groove debris.
- **Static conductive (ISO 1813)** and can as such be used in the conditions described in the Directive 94/9/EC - ATEX.

Sections and nominal dimensions



	Pitch mm	Height mm
PJ	2.34	3.5
PK	3.56	4.45
PL	4.70	9.5
PM	9.40	16.5

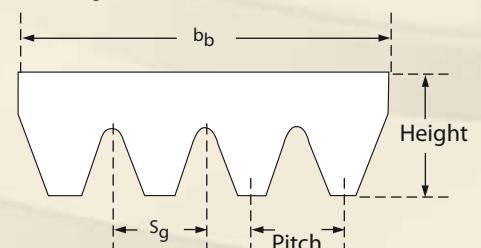
Micro-V® belts are available in PJ, PK, PL and PM cross-sections. The figure below shows a cross-sectional view illustrating the nominal belt dimensions — rib width and belt height. All these belts will operate in standard pulleys provided the pulleys are manufactured to the DIN 7867 or ISO 9982 standard for the specific cross-section.

Nominal top width:

$$b_b = N_r \times S_g$$

Where: N_r = number of ribs

S_g = pulley groove spacing





PJ		
Description		Effective length
DIN 7867	RMA	mm
PJ406	160 J	406
PJ432	170 J	432
PJ457	180 J	457
PJ483	190 J	483
PJ508	200 J	508
PJ559	220 J	559
PJ584	230 J	584
PJ610	240 J	610
PJ660	260 J	660
PJ711	280 J	711
PJ723	285 J	723
PJ737	290 J	737
PJ762	300 J	762
PJ813	320 J	813
PJ838	330 J	838
PJ864	340 J	864
PJ914	360 J	914
PJ955	376 J	955
PJ965	380 J	965
PJ1016	400 J	1016
PJ1041	410 J	1041
PJ1067	420 J	1067
PJ1092	430 J	1092
PJ1105	435 J	1105
PJ1110	437 J	1110
PJ1118	440 J	1118
PJ1123	442 J	1123
PJ1130	445 J	1130
PJ1136	447 J	1136
PJ1150	453 J	1150
PJ1168	460 J	1168
PJ1194	470 J	1194
PJ1200	473 J	1200
PJ1222	480 J	1222
PJ1233	485 J	1233
PJ1244	490 J	1244
PJ1262	497 J	1262
PJ1270	500 J	1270
PJ1280	504 J	1280
PJ1300	512 J	1300
PJ1309	515 J	1309
PJ1321	520 J	1321
PJ1333	525 J	1333
PJ1355	534 J	1355
PJ1371	540 J	1371
PJ1397	550 J	1397
PJ1428	562 J	1428
PJ1439	567 J	1439
PJ1473	580 J	1473
PJ1549	610 J	1549
PJ1600	630 J	1600
PJ1651	650 J	1651
PJ1663	655 J	1663
PJ1752	690 J	1752
PJ1854	730 J	1854
PJ1895	746 J	1895
PJ1910	752 J	1910
PJ1930	760 J	1930
PJ1956	770 J	1956
PJ1981	780 J	1981
PJ1992	784 J	1992
PJ2083	820 J	2083
PJ2210	870 J	2210
PJ2337	920 J	2337
PJ2489	980 J	2489

PL		
Description		Effective length
DIN 7867	RMA	mm
PL954	375 L	954
PL991	390 L	991
PL1075	423 L	1075
PL1270	500 L	1270
PL1333	525 L	1333
PL1371	540 L	1371
PL1397	550 L	1397
PL1422	560 L	1422
PL1562	615 L	1562
PL1613	635 L	1613
PL1664	655 L	1664
PL1715	675 L	1715
PL1765	695 L	1765
PL1803	710 L	1803
PL1842	725 L	1842
PL1943	765 L	1943
PL1981	780 L	1981
PL2019	795 L	2019
PL2070	815 L	2070
PL2096	825 L	2096
PL2134	840 L	2134
PL2197	865 L	2197
PL2235	880 L	2235
PL2324	915 L	2324
PL2362	930 L	2362
PL2476	975 L	2476
PL2515	990 L	2515
PL2705	1065 L	2705
PL2743	1080 L	2743
PL2845	1120 L	2845
PL2896	1140 L	2895
PL2921	1150 L	2921
PL2997	1180 L	2997
PL3086	1215 L	3086
PL3125	1230 L	3125
PL3289	1295 L	3289
PL3327	1310 L	3327
PL3493	1375 L	3493
PL3696	1455 L	3696

PM		
Description		Effective length
DIN 7867	RMA	mm
PM2286	900 M	2286
PM2388	940 M	2388
PM2515	990 M	2515
PM2693	1060 M	2693
PM2832	1115 M	2832
PM2921	1150 M	2921
PM3010	1185 M	3010
PM3124	1230 M	3124
PM3327	1310 M	3327
PM3531	1390 M	3531
PM3734	1470 M	3734
PM4089	1610 M	4089
PM4191	1650 M	4191
PM4470	1760 M	4470
PM4648	1830 M	4648
PM5029	1980 M	5029
PM5410	2130 M	5410
PM6121	2410 M	6121
PM6502	2560 M	6502
PM6883	2710 M	6883
PM7646	3010 M	7646
PM8408	3310 M	8408
PM9169	3610 M	9169
PM9931	3910 M	9931



SYNCHRONOUS BELTS FOR UNMATCHED POWER CAPACITY

POLY CHAIN® GT CARBON™

Polyurethane synchronous belt with patented carbon tensile cords

Through providing you with precise drive solutions of unsurpassed quality and leading edge technology Gates brings you the ultimate in synchronous drive systems. Poly Chain® GT Carbon™ is Gates' newest polyurethane synchronous belt with patented carbon tensile cord design also suited for high torque, low speed drives. The materials development engineers from Gates are the first to have incorporated a high fatigue-resisting carbon fibre tensile cord into the belt which is made of a new polyurethane compound. Consequently, Poly Chain® GT Carbon™ is the most powerful synchronous belt in the market providing a maintenance-free, energy saving and environmentally friendly operation offering an excellent alternative to roller chain and gear drives.



Identification

Three part number on the back of the belt indicating tooth pitch, pitch length and belt width in millimeters. Belt inside colour is blue.

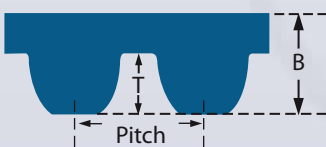
Construction

- The basic belt consists of a newly developed tough, lightweight polyurethane compound which is chemically resistant and ensures optimum adhesion with the carbon tensile cords.
- The carbon fibre reinforcement provides high strength and length stability with improved shock load and fatigue resistance, while reducing stretch and increasing flexibility.
- The facing is a nylon fabric that acts as a wear resistant surface, protecting the teeth. It also helps keep frictional losses to a minimum.
- The special modified curvilinear tooth profile improves stress distribution and allows higher overall loading.
- **Now also available in two special belt constructions:**
 - **Poly Chain® GT Carbon™ High Temperature**
Special polyurethane compound provides superb heat resistance. It enables the belt to remain fully operational under extreme temperatures ranging up to 120°C and even up to 140°C during shorter periods;
 - **Poly Chain® GT Carbon™ Hot Oil**
Special polyurethane compound provides superb oil and heat resistance, ensuring a problem-free operation in oil environments at temperatures ranging up to 120°C (suitable for transfer cases, gear boxes...).

Advantages

- Extraordinary power capacity: at least 25% higher power ratings than Poly Chain® GT2 belts.
- Clean, quiet, compact, durable, maintenance-free, energy saving and environmentally friendly operation.
- Virtual constant belt tension over belt life.
- Ability to use back idlers.
- Designed to fit with current Poly Chain® GT pulleys.
- Suitable for temperatures from -54°C to +85°C. Special versions can be used up to 140°C.
- Wide application range: industrial equipment (mining, construction, food and beverage, wood, paper, pulp, textile), conveying equipment, lifting and handling equipment, agricultural and forestry equipment, machine tools, motorcycle rear wheel drives, bicycle drives ... and many more.

Sections and nominal dimensions



	Pitch mm	T mm	B mm
8MGT	8.0	3.4	5.9
14MGT	14.0	6.0	10.2



8MGT		
Pitch: 8 mm		
Description	Pitch length mm	Number of teeth
8MGTC-640	640	80
8MGTC-720	720	90
8MGTC-800	800	100
8MGTC-896	896	112
8MGTC-960	960	120
8MGTC-1000	1000	125
8MGTC-1040	1040	130
8MGTC-1120	1120	140
8MGTC-1200	1200	150
8MGTC-1224	1224	153
8MGTC-1280	1280	160
8MGTC-1440	1440	180
8MGTC-1600	1600	200
8MGTC-1760	1760	220
8MGTC-1792	1792	224
8MGTC-2000	2000	250
8MGTC-2200	2200	275
8MGTC-2240	2240	280
8MGTC-2400	2400	300
8MGTC-2520	2520	315
8MGTC-2600	2600	325
8MGTC-2800	2800	350
8MGTC-2840	2840	355
8MGTC-3048	3048	381
8MGTC-3200	3200	400
8MGTC-3280	3280	410
8MGTC-3600	3600	450
8MGTC-4000	4000	500
8MGTC-4400	4400	550
8MGTC-4480	4480	560

Available in widths of 12 mm, 21 mm, 36 mm and 62 mm.

14MGT		
Pitch: 14 mm		
Description	Pitch length mm	Number of teeth
14MGTC-994	994	71
14MGTC-1120	1120	80
14MGTC-1190	1190	85
14MGTC-1260	1260	90
14MGTC-1400	1400	100
14MGTC-1568	1568	112
14MGTC-1610	1610	115
14MGTC-1750	1750	125
14MGTC-1890	1890	135
14MGTC-1960	1960	140
14MGTC-2100	2100	150
14MGTC-2240	2240	160
14MGTC-2310	2310	165
14MGTC-2380	2380	170
14MGTC-2450	2450	175
14MGTC-2520	2520	180
14MGTC-2590	2590	185
14MGTC-2660	2660	190
14MGTC-2800	2800	200
14MGTC-3136	3136	224
14MGTC-3304	3304	236
14MGTC-3360	3360	240
14MGTC-3500	3500	250
14MGTC-3850	3850	275
14MGTC-3920	3920	280
14MGTC-4326	4326	309
14MGTC-4410	4410	315

Available in widths of 20 mm, 37 mm, 68 mm, 90 mm and 125 mm.

NOTES

Poly Chain® GT Carbon™ High Temperature and Poly Chain® GT Carbon™ Hot Oil are available in standard lengths up to 2000 mm. The belts are only available on request. For more detailed information and correct usage, please contact your Gates representative.

Poly Chain® GT Carbon™ Spiral Spliced range
Due to a new production process which enables belt manufacture in per-tooth increments, Gates is able to manufacture longer Poly Chain® GT Carbon™ endless belts and wider Long Length Poly Chain® GT Carbon™ open-end belts. Non-standard lengths from 1600 mm to virtually any length can be produced in both 8MGT and 14MGT pitches on a made-to-order basis. This special construction makes it possible to equip long centre-distance applications with Gates Poly Chain® GT Carbon™.

Poly Chain® GT Carbon™ ordering code is composed as follows:

14MGTC-3360-37
14MGTC - Pitch 14 mm
3360 - Pitch length (mm)
37 - Belt width (mm)

All dimensions are available from stock.

COMPACT SYNCHRONOUS BELTS

MINI POLY CHAIN® GT CARBON™
 Synchronous belt with 8 mm, GT tooth profile



This compact polyurethane synchronous belt opens up new opportunities in the design of conveyor drives and is an alternative to roller chains. Poly Chain® GT Carbon™ does not require lubrication or tensioning and is characterised by low noise levels even at high transport speeds. The special construction is highly resistant to aggressive influences such as dust, oil and chemicals.

8M		
Pitch: 8 mm		
Description	Pitch length mm	Number of teeth
8MC-248	248	31
8MC-288	288	36
8MC-352	352	44
8MC-416	416	52
8MC-456	456	57
8MC-480	480	60
8MC-544	544	68
8MC-608	608	76

Available in widths of 11.2 mm, 21 mm, 36 mm and 62 mm.

Mini Poly Chain® GT Carbon™ ordering code is composed as follows:

8MC-352-11.2
8MC - Pitch 8 mm
352 - Pitch length (mm)
11.2 - Belt width (mm)

All dimensions are available from stock.




SYNCHRONOUS BELTS FOR EXTREMELY POWERFUL INDUSTRIAL DRIVES

POLY CHAIN® GT2

Polyurethane synchronous belt



Poly Chain® GT2 has been designed for optimum performance also on high torque, low speed drives in any industrial application. This lightweight belt features increased power ratings of up to 40% higher than previous constructions (Poly Chain® GT), while maintaining the same long service life. Poly Chain® GT2 operates on Poly Chain® GT pulleys. Its construction is based on innovative state-of-the-art design. The body and teeth of the belt are made of a unique polyurethane compound, making the belt tough and virtually immune to abrasion and chemical attack. Poly Chain® GT2 belts make an excellent alternative to roller chains, requiring neither re-tensioning nor lubrication. Space-saving, weight-saving and money-saving, Poly Chain® GT2 drives offer a long and reliable service life.



Identification

Three part number on the back of the belt indicating tooth pitch, pitch length and belt width in millimeters.

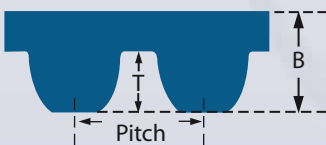
Construction

- Teeth and body are made of a lightweight polyurethane compound, specially blended for adhesion to the cords and fabric. This uniquely formulated polyurethane makes the belt tough and virtually immune to abrasion and chemicals.
- The aramid tensile cords provide extraordinary power-carrying capacity.
- Flex fatigue life of aramid is exceptional, and its high impact strength withstands shocks and surge loading.
- The fabric covering the teeth is highly resistant to oil, chemicals, pollutants, corrosion and abrasion. It is exceptionally durable and remains fully operational under extreme temperatures from -54°C up to +85°C.
- The fabric facing reduces friction with the pulley, thereby minimising temperature build-up.

Advantages

- Substantially increased power rating.
- High efficiency positive drive.
- Maintenance-free: no lubrication or re-tensioning needed.
- Savings in space, weight and money.

Sections and nominal dimensions



	Pitch mm	T mm	B mm
8MGT	8.0	3.4	5.9
14MGT	14.0	6.0	10.2

NOTE

For correct usage of the belt, please request Gates' Poly Chain® GT2 Drive Design Manual (E2/20109).



8MGT

Pitch: 8 mm

Description	Pitch length mm	Number of teeth
8MGT-640	640	80
8MGT-720	720	90
8MGT-800	800	100
8MGT-896	896	112
8MGT-960	960	120
8MGT-1000	1000	125
8MGT-1040	1040	130
8MGT-1120	1120	140
8MGT-1200	1200	150
8MGT-1224	1224	153
8MGT-1280	1280	160
8MGT-1440	1440	180
8MGT-1600	1600	200
8MGT-1760	1760	220
8MGT-1792	1792	224
8MGT-2000	2000	250
8MGT-2200	2200	275
8MGT-2240	2240	280
8MGT-2400	2400	300
8MGT-2520	2520	315
8MGT-2600	2600	325
8MGT-2800	2800	350
8MGT-2840	2840	355
8MGT-3048	3048	381
8MGT-3200	3200	400
8MGT-3280	3280	410
8MGT-3600	3600	450
8MGT-4000	4000	500
8MGT-4400	4400	550
8MGT-4480	4480	560

Available in widths of 12 mm, 21 mm, 36 mm and 62 mm.

14MGT

Pitch: 14 mm

Description	Pitch length mm	Number of teeth
14MGT-994	994	71
14MGT-1120	1120	80
14MGT-1190	1190	85
14MGT-1260	1260	90
14MGT-1400	1400	100
14MGT-1568	1568	112
14MGT-1610	1610	115
14MGT-1750	1750	125
14MGT-1890	1890	135
14MGT-1960	1960	140
14MGT-2100	2100	150
14MGT-2240	2240	160
14MGT-2310	2310	165
14MGT-2380	2380	170
14MGT-2450	2450	175
14MGT-2520	2520	180
14MGT-2590	2590	185
14MGT-2660	2660	190
14MGT-2800	2800	200
14MGT-3136	3136	224
14MGT-3304	3304	236
14MGT-3360	3360	240
14MGT-3500	3500	250
14MGT-3850	3850	275
14MGT-3920	3920	280
14MGT-4326	4326	309
14MGT-4410	4410	315

Available in widths of 20 mm, 37 mm, 68 mm, 90 mm and 125 mm.

Poly Chain® GT2 ordering code is composed as follows:

8MGT-640-12

8MGT - Pitch 8 mm
640 - Pitch length (mm)
12 - Belt width (mm)

All dimensions are available from stock.



PULLEYS

POLY CHAIN® GT

Poly Chain® GT pulley specifications



8M				14M			
Pulley designation	Outside diameter mm	Pulley designation	Outside diameter mm	Pulley designation	Outside diameter mm	Pulley designation	Outside diameter mm
12 mm width		36 mm width		20 mm width		68 mm width	
8M-22S	54.42	8M-25S	62.06	14M-28S	121.98	14M-34S	148.72
8M-25S	62.06	8M-28S	69.70	14M-30S	130.89	14M-36S	157.63
8M-28S	69.70	8M-30S	74.79	14M-32S	139.80	14M-38S	166.54
8M-30S	74.79	8M-32S	79.89	14M-34S	148.72	14M-40S	175.45
8M-32S	79.89	8M-34S	84.98	14M-36S	157.63	14M-44S	193.28
8M-34S	84.98	8M-36S	90.07	14M-38S	166.54	14M-48S	211.11
8M-36S	90.07	8M-38S	95.17	14M-40S	175.45	14M-50S	220.02
8M-38S	95.17	8M-40S	100.26	14M-44S	193.28	14M-56S	246.76
8M-40S	100.26	8M-45S	112.99	14M-48S	211.11	14M-60S	264.58
8M-45S	112.99	8M-48S	120.63	14M-50S	220.02	14M-64S	282.41
8M-48S	120.63	8M-50S	125.72	14M-56S	246.76	14M-72S	318.06
8M-50S	125.72	8M-56S	141.00	14M-60S	264.58	14M-80S	353.71
8M-56S	141.00	8M-60S	151.19	14M-64S	282.41	14M-90S	398.27
8M-60S	151.19	8M-64S	161.37	14M-72S	318.06	14M-112S	496.31
8M-64S	161.37	8M-75S	189.39	14M-80S	353.71	14M-140S	621.09
8M-75S	189.39	8M-80S	202.12	14M-90S	398.27	14M-168S	745.87
8M-80S	202.12	8M-90S	227.58	14M-112S	496.31	14M-192S	852.82
8M-90S	227.58	8M-112S	283.61	14M-140S	621.09		
		8M-140S	354.91				
		8M-168S	426.21				
		8M-192S	487.32				
21 mm width		62 mm width		37 mm width		90 mm width	
8M-22S	54.42	8M-30S	74.79	14M-28S	121.98	14M-36S	157.63
8M-25S	62.06	8M-32S	79.89	14M-30S	130.89	14M-38S	166.50
8M-28S	69.70	8M-34S	84.98	14M-32S	139.80	14M-40S	175.45
8M-30S	74.79	8M-36S	90.07	14M-34S	148.72	14M-44S	193.28
8M-32S	79.89	8M-38S	95.17	14M-36S	157.63	14M-48S	211.11
8M-34S	84.98	8M-40S	100.26	14M-38S	166.54	14M-50S	220.02
8M-36S	90.07	8M-45S	112.99	14M-40S	175.45	14M-56S	246.76
8M-38S	95.17	8M-48S	120.63	14M-44S	193.28	14M-60S	264.58
8M-40S	100.26	8M-50S	125.72	14M-48S	211.11	14M-64S	282.41
8M-45S	112.99	8M-56S	141.00	14M-50S	220.02	14M-72S	318.06
8M-48S	120.63	8M-60S	151.19	14M-56S	246.76	14M-80S	353.71
8M-50S	125.72	8M-64S	161.37	14M-60S	264.58	14M-90S	398.27
8M-56S	141.00	8M-75S	189.39	14M-64S	282.41	14M-112S	496.31
8M-60S	151.19	8M-80S	202.12	14M-72S	318.06	14M-140S	621.09
8M-64S	161.37	8M-90S	227.58	14M-80S	353.71	14M-168S	745.87
8M-75S	189.39	8M-112S	283.61	14M-90S	398.27	14M-192S	852.82
8M-80S	202.12	8M-140S	354.91	14M-112S	496.31		
8M-90S	227.58	8M-168S	426.21	14M-140S	621.09		
8M-112S	283.61	8M-192S	487.32	14M-168S	745.87		
8M-140S	354.91			14M-192S	852.82		
						125 mm width	
						14M-38S	166.54
						14M-40S	175.45
						14M-44S	193.28
						14M-48S	211.11
						14M-50S	220.02
						14M-56S	246.76
						14M-60S	264.58
						14M-64S	282.41
						14M-72S	318.06
						14M-80S	353.71
						14M-90S	398.27
						14M-112S	496.31
						14M-140S	621.09
						14M-168S	745.87
						14M-192S	852.82

Poly Chain® GT pulley ordering code is composed as follows:

14M-28S-20

- 14M - Pitch 14 mm
- 28S - Number of teeth
- 20 - Belt width (mm)

All dimensions are available from stock.



SYNCHRONOUS BELTS FOR SUBSTANTIALLY INCREASED POWER RATING



POWERGRIP® GT3 8MGT & 14MGT

Rubber synchronous belt with optimised GT tooth profile

PowerGrip® GT3 is made of a highly advanced combination of materials. This technically advanced belt covers the widest range of industrial applications. The PowerGrip® GT3 synchronous belt transmits up to 30% more power than previous generation belts (PowerGrip® GT2). This entire belt range is suited both for new drive designs as for replacements on existing drives without any adaptation of the system. The 8MGT and 14MGT pitches are the optimum choice for high performance drives in the machine tool, paper and textile industries where durability and low maintenance are required.



Identification

Three part number on the back of the belt indicating pitch length, tooth pitch and belt width in millimeters.

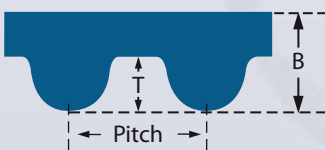
Construction

- Technically advanced compound with fibreglass tensile cord, elastomeric teeth and backing and nylon facing.
- Elastomeric backing protects the cords from environmental pollution and frictional wear.
- Helically wound tensile member gives enormous strength, flex life and elongation resistance.
- Low friction nylon facing protects the tooth surface against wear.
- Precision-formed and accurately spaced elastomeric teeth.
- Silicone-free and therefore suited for painting processes.

Advantages

- Substantially increased power ratings: up to 30% more than previous constructions.
- Reduced maintenance costs thanks to longer service life.
- Compact, light-weight and cost-effective drives.
- High tooth jump resistance.
- No lubrication needed.
- **Static conductive (ISO 9563)** and can as such be used in the conditions described in the Directive 94/9/EC - ATEX.
- Used on HTD® type pulleys.

Sections and nominal dimensions



	Pitch mm	T mm	B mm
8MGT	8.00	3.40	5.60
14MGT	14.00	6.00	10.00

NOTE

For correct usage of the belt please request Gates' Synchronous Belt Drive Design Manual (E2/20099).



8MGT

Pitch: 8 mm

Description	Pitch length mm	Number of teeth
384-8MGT3	384	48
480-8MGT3	480	60
560-8MGT3	560	70
600-8MGT3	600	75
640-8MGT3	640	80
720-8MGT3	720	90
800-8MGT3	800	100
840-8MGT3	840	105
880-8MGT3	880	110
920-8MGT3	920	115
960-8MGT3	960	120
1040-8MGT3	1040	130
1064-8MGT3	1064	133
1120-8MGT3	1120	140
1160-8MGT3	1160	145
1200-8MGT3	1200	150
1280-8MGT3	1280	160
1440-8MGT3	1440	180
1512-8MGT3	1512	189
1584-8MGT3	1584	198
1600-8MGT3	1600	200
1760-8MGT3	1760	220
1800-8MGT3	1800	225
2000-8MGT3	2000	250
2400-8MGT3	2400	300
2600-8MGT3	2600	325
2800-8MGT3	2800	350
3048-8MGT3	3048	381
3280-8MGT3	3280	410
3600-8MGT3	3600	450
4400-8MGT3	4400	550

Available in widths of 20 mm, 30 mm, 50 mm and 85 mm.

14MGT

Pitch: 14 mm

Description	Pitch length mm	Number of teeth
966-14MGT3	966	69
1190-14MGT3	1190	85
1400-14MGT3	1400	100
1610-14MGT3	1610	115
1750-14MGT3	1750	125
1778-14MGT3	1778	127
1890-14MGT3	1890	135
2100-14MGT3	2100	150
2310-14MGT3	2310	165
2450-14MGT3	2450	175
2590-14MGT3	2590	185
2800-14MGT3	2800	200
3150-14MGT3	3150	225
3360-14MGT3	3360	240
3500-14MGT3	3500	250
3850-14MGT3	3850	275
4326-14MGT3	4326	309
4578-14MGT3	4578	327
4956-14MGT3	4956	354
5320-14MGT3	5320	380
5740-14MGT3	5740	410
6160-14MGT3	6160	440
6860-14MGT3	6860	490

Available in widths of 40 mm, 55 mm, 85 mm, 115 mm and 170 mm.

PowerGrip® GT3 ordering code is composed as follows:

384-8MGT3-20

384 - Pitch length (mm)


8MGT3 - Pitch 8 mm

20 - Belt width (mm)

All dimensions are available from stock.



SYNCHRONOUS BELTS FOR SUBSTANTIALLY INCREASED POWER RATING



POWERGRIP® GT3 2MGT, 3MGT & 5MGT

Rubber synchronous belt with optimised GT tooth profile

PowerGrip® GT3 is Gates' latest development in synchronous rubber belts. This technically advanced belt covers the widest range of industrial applications. The PowerGrip® GT3 synchronous belt transmits up to 30% more power than previous generation belts (PowerGrip® GT2). This entire belt range is suited both for new drive designs as for replacements on existing drives without any adaptation of the system. The 2MGT, 3MGT and 5MGT pitches are ideal for compact drives on hand tools, business machines, domestic appliances, high precision servomotor drives and multiaxis applications.



Identification

Three part number on the back of the belt indicating pitch length, tooth pitch and belt width in millimeters.

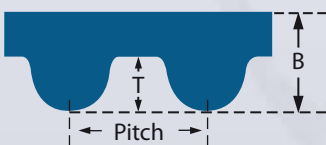
Construction

- Technically advanced compound with fibreglass tensile cord, elastomeric teeth and backing and nylon facing.
- Elastomeric backing protects the cords from environmental pollution and frictional wear.
- Helically wound tensile member gives enormous strength, flex life and elongation resistance.
- Low friction nylon facing protects the tooth surface against wear.
- Precision-formed and accurately spaced elastomeric teeth.
- 5MGT is silicone-free and therefore ideal for painting processes.
- Used on GT type pulleys.

Advantages

- Substantially increased power ratings: up to 30% more than previous constructions.
- Compact drives and less weight.
- Positioning accuracy.
- Improved tooth jump resistance.
- Reduced noise levels.
- Cost-effective, long-lasting and virtually maintenance-free.

Sections and nominal dimensions



	Pitch mm	T mm	B mm
2MGT	2.00	0.71	1.52
3MGT	3.00	1.12	2.41
5MGT	5.00	1.92	3.81

NOTE

For correct usage of the belt please request Gates' Synchronous Belt Drive Design Manual (E2/20099).



2MGT

Pitch: 2 mm

Description	Pitch length mm	Number of teeth	Description	Pitch length mm	Number of teeth
74-2MGT3	74	37	318-2MGT3	318	159
76-2MGT3	76	38	320-2MGT3	320	160
80-2MGT3	80	40	322-2MGT3	322	161
90-2MGT3	90	45	330-2MGT3	330	165
100-2MGT3	100	50	332-2MGT3	332	166
112-2MGT3	112	56	336-2MGT3	336	168
124-2MGT3	124	62	342-2MGT3	342	171
130-2MGT3	130	65	356-2MGT3	356	178
132-2MGT3	132	66	364-2MGT3	364	182
134-2MGT3	134	67	370-2MGT3	370	185
140-2MGT3	140	70	380-2MGT3	380	190
142-2MGT3	142	71	386-2MGT3	386	193
152-2MGT3	152	76	392-2MGT3	392	196
158-2MGT3	158	79	400-2MGT3	400	200
164-2MGT3	164	82	406-2MGT3	406	203
168-2MGT3	168	84	412-2MGT3	412	206
172-2MGT3	172	86	420-2MGT3	420	210
178-2MGT3	178	89	428-2MGT3	428	214
180-2MGT3	180	90	430-2MGT3	430	215
184-2MGT3	184	92	436-2MGT3	436	218
186-2MGT3	186	93	466-2MGT3	466	233
194-2MGT3	194	97	474-2MGT3	474	237
202-2MGT3	202	101	480-2MGT3	480	240
208-2MGT3	208	104	488-2MGT3	488	244
210-2MGT3	210	105	502-2MGT3	502	251
212-2MGT3	212	106	516-2MGT3	516	258
216-2MGT3	216	108	534-2MGT3	534	267
220-2MGT3	220	110	544-2MGT3	544	272
224-2MGT3	224	112	576-2MGT3	576	288
232-2MGT3	232	116	600-2MGT3	600	300
240-2MGT3	240	120	660-2MGT3	660	330
242-2MGT3	242	121	690-2MGT3	690	345
250-2MGT3	250	125	816-2MGT3	816	408
252-2MGT3	252	126	930-2MGT3	930	465
264-2MGT3	264	132	1032-2MGT3	1032	516
274-2MGT3	274	137	1164-2MGT3	1164	582
280-2MGT3	280	140	1386-2MGT3	1386	693
284-2MGT3	284	142	1700-2MGT3	1700	850
286-2MGT3	286	143	1830-2MGT3	1830	915
288-2MGT3	288	144			
304-2MGT3	304	152			
310-2MGT3	310	155			

Available in widths of 3 mm, 6 mm and 9 mm.

3MGT

Pitch: 3 mm

Description	Pitch length mm	Number of teeth	Description	Pitch length mm	Number of teeth
105-3MGT3	105	35	387-3MGT3	387	129
120-3MGT3	120	40	390-3MGT3	390	130
135-3MGT3	135	45	393-3MGT3	393	131
144-3MGT3	144	48	399-3MGT3	399	133
150-3MGT3	150	50	408-3MGT3	408	136
165-3MGT3	165	55	420-3MGT3	420	140
174-3MGT3	174	58	426-3MGT3	426	142
180-3MGT3	180	60	450-3MGT3	450	150
186-3MGT3	186	62	456-3MGT3	456	152
192-3MGT3	192	64	480-3MGT3	480	160
195-3MGT3	195	65	483-3MGT3	483	161
204-3MGT3	204	68	489-3MGT3	489	163
210-3MGT3	210	70	495-3MGT3	495	165
216-3MGT3	216	72	501-3MGT3	501	167
225-3MGT3	225	75	510-3MGT3	510	170
231-3MGT3	231	77	513-3MGT3	513	171
234-3MGT3	234	78	522-3MGT3	522	174
240-3MGT3	240	80	537-3MGT3	537	179
243-3MGT3	243	81	540-3MGT3	540	180
246-3MGT3	246	82	552-3MGT3	552	184
252-3MGT3	252	84	561-3MGT3	561	187
255-3MGT3	255	85	564-3MGT3	564	188
267-3MGT3	267	89	570-3MGT3	570	190
270-3MGT3	270	90	582-3MGT3	582	194
276-3MGT3	276	92	588-3MGT3	588	196
282-3MGT3	282	94	600-3MGT3	600	200
285-3MGT3	285	95	621-3MGT3	621	207
288-3MGT3	288	96	630-3MGT3	630	210
294-3MGT3	294	98	657-3MGT3	657	219
300-3MGT3	300	100	750-3MGT3	750	250
303-3MGT3	303	101	777-3MGT3	777	259
309-3MGT3	309	103	840-3MGT3	840	280
312-3MGT3	312	104	849-3MGT3	849	283
324-3MGT3	324	108	897-3MGT3	897	299
330-3MGT3	330	110	1587-3MGT3	1587	529
339-3MGT3	339	113	1692-3MGT3	1692	564
354-3MGT3	354	118			
357-3MGT3	357	119			
360-3MGT3	360	120			
363-3MGT3	363	121			
375-3MGT3	375	125			
384-3MGT3	384	128			

Available in widths of 6 mm, 9 mm and 15 mm.

5MGT

Pitch: 5 mm

Description	Pitch length mm	Number of teeth	Description	Pitch length mm	Number of teeth	Description	Pitch length mm	Number of teeth
200-5MGT3	200	40	450-5MGT3	450	90	850-5MGT3	850	170
225-5MGT3	225	45	460-5MGT3	460	92	860-5MGT3	860	172
250-5MGT3	250	50	475-5MGT3	475	95	900-5MGT3	900	180
265-5MGT3	265	53	490-5MGT3	490	98	950-5MGT3	950	190
275-5MGT3	275	55	500-5MGT3	500	100	980-5MGT3	980	196
280-5MGT3	280	56	510-5MGT3	510	102	1000-5MGT3	1000	200
285-5MGT3	285	57	525-5MGT3	525	105	1050-5MGT3	1050	210
300-5MGT3	300	60	530-5MGT3	530	106	1150-5MGT3	1150	230
325-5MGT3	325	65	540-5MGT3	540	108	1270-5MGT3	1270	254
330-5MGT3	330	66	550-5MGT3	550	110	1500-5MGT3	1500	300
340-5MGT3	340	68	600-5MGT3	600	120	1755-5MGT3	1755	351
350-5MGT3	350	70	625-5MGT3	625	125	1850-5MGT3	1850	370
360-5MGT3	360	72	650-5MGT3	650	130	2100-5MGT3	2100	420
375-5MGT3	375	75	665-5MGT3	665	133	2440-5MGT3	2440	488
400-5MGT3	400	80	700-5MGT3	700	140			
410-5MGT3	410	82	750-5MGT3	750	150			
415-5MGT3	415	83	775-5MGT3	775	155			
425-5MGT3	425	85	800-5MGT3	800	160			


Available in widths of 9 mm, 15 mm and 25 mm.

PowerGrip® GT3 ordering code is composed as follows:

285-5MGT3-9

285 - Pitch length (mm)
5MGT3 - Pitch 5 mm
9 - Belt width (mm)

Dimensions in bold are available from stock.





SYNCHRONOUS BELTS FOR HIGH TORQUE DRIVES

POWERGRIP® HTD® 8M, 14M & 20M

Rubber synchronous belt with HTD® tooth profile

The curvilinear PowerGrip® HTD® tooth geometry eliminates stress concentration at tooth roots and allows higher power capacity and longer life. PowerGrip® HTD® 8M, 14M and 20M belts are used in high performance drives in the machine tool, paper and textile industries where durability and low maintenance are required.



Identification

Three part number on the back of the belt indicating pitch length, tooth pitch and belt width in millimeters.

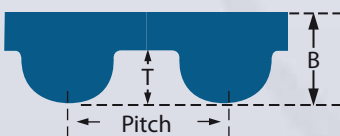
Construction

- Special curvilinear tooth form improves stress distribution and allows higher overall loading.
- Precisely formed and accurately spaced elastomeric teeth ensure correct positioning in the pulley grooves.
- Tough nylon facing protects the tooth surfaces.
- Tensile member provides the required strength combined with excellent flex life and high resistance to elongation.
- Durable elastomeric backing protects against environmental pollution as well as frictional wear if power is transmitted from the back of the belt.
- 8M and 14M pitch belts conform to ISO 13050.

Advantages

- Load capacities up to 1,000 kW.
- No slippage. PowerGrip® HTD® belt teeth mesh smoothly with pulley grooves, reducing speed variations.
- Wide speed range.
- Economical operation. No lubrication needed, no need for adjustment due to stretch and wear.
- High mechanical efficiency. The belt construction minimises heat build-up and, since friction is not required to transmit the load, belt tensions are reduced.
- Constant driven speeds.
- Long trouble-free service life (because of excellent abrasion resistance) in many applications where metal components like chains and gears wear out in a matter of months.
- PowerGrip® HTD® 14M: **static conductive (ISO 9563)** and can as such be used in the conditions described in the Directive 94/9/EC - ATEX.

Sections and nominal dimensions



	Pitch mm	T mm	B mm
8M	8.0	3.4	6.0
14M	14.0	6.1	10.0
20M	20.0	8.4	13.2

NOTE

For correct usage of the belt please request Gates' Synchronous Belt Drive Design Manual (E2/20099).



8M		
Pitch: 8 mm		
Description	Pitch length mm	Number of teeth
264-8M	264	33
320-8M	320	40
376-8M	376	47
384-8M	384	48
424-8M	424	53
480-8M	480	60
512-8M	512	64
520-8M	520	65
560-8M	560	70
576-8M	576	72
600-8M	600	75
608-8M	608	76
624-8M	624	78
640-8M	640	80
656-8M	656	82
720-8M	720	90
760-8M	760	95
776-8M	776	97
800-8M	800	100
856-8M	856	107
880-8M	880	110
912-8M	912	114
920-8M	920	115
960-8M	960	120
968-8M	968	121
976-8M	976	122
1000-8M	1000	125
1040-8M	1040	130
1064-8M	1064	133
1080-8M	1080	135
1120-8M	1120	140
1128-8M	1128	141
1160-8M	1160	145
1176-8M	1176	147
1200-8M	1200	150
1216-8M	1216	152
1224-8M	1224	153
1256-8M	1256	157
1264-8M	1264	158
1280-8M	1280	160
1304-8M	1304	163
1360-8M	1360	170
1424-8M	1424	178
1432-8M	1432	179
1440-8M	1440	180
1512-8M	1512	189
1520-8M	1520	190
1552-8M	1552	194
1584-8M	1584	198
1600-8M	1600	200
1696-8M	1696	212
1728-8M	1728	216
1760-8M	1760	220
1800-8M	1800	225
1896-8M	1896	237
1904-8M	1904	238
2000-8M	2000	250
2080-8M	2080	260
2200-8M	2200	275
2240-8M	2240	280
2272-8M	2272	284
2400-8M	2400	300
2504-8M	2504	313
2600-8M	2600	325
2800-8M	2800	350

Available in widths of 20 mm, 30 mm, 50 mm and 85 mm.

14M		
Pitch: 14 mm		
Description	Pitch length mm	Number of teeth
784-14M	784	56
826-14M	826	59
924-14M	924	66
966-14M	966	69
1092-14M	1092	78
1190-14M	1190	85
1400-14M	1400	100
1610-14M	1610	115
1778-14M	1778	127
1890-14M	1890	135
2100-14M	2100	150
2310-14M	2310	165
2450-14M	2450	175
2590-14M	2590	185
2800-14M	2800	200
3150-14M	3150	225
3500-14M	3500	250
3850-14M	3850	275
4004-14M	4004	286
4326-14M	4326	309
4578-14M	4578	327

Available in widths of 40 mm, 55 mm, 85 mm, 115 mm and 170 mm.

20M		
Pitch: 20 mm		
Description	Pitch length mm	Number of teeth
2000-20M	2000	100
2500-20M	2500	125
3400-20M	3400	170
3800-20M	3800	190
4200-20M	4200	210
4600-20M	4600	230
5000-20M	5000	250
5200-20M	5200	260
5400-20M	5400	270
5600-20M	5600	280
5800-20M	5800	290
6000-20M	6000	300
6200-20M	6200	310
6400-20M	6400	320
6600-20M	6600	330

Available in widths of 115 mm, 170 mm, 230 mm, 290 mm and 340 mm.

PowerGrip® HTD® ordering code is composed as follows:

480-8M-20

480 - Pitch length (mm)
8M - Pitch 8 mm
20 - Belt width (mm)

Dimensions in bold are available from stock.



SYNCHRONOUS BELTS FOR HIGH TORQUE DRIVES



POWERGRIP® HTD® 3M & 5M

Rubber synchronous belt with HTD® tooth profile

Because of an optimised load distribution, the HTD® curvilinear tooth form guarantees high power transmission in low speed and high torque applications. PowerGrip® HTD® 3M and 5M belts are suitable for domestic appliances, office machines, electric hand tools and for applications in the processing and chemical industry.



Identification

Three part number on the back of the belt indicating pitch length, tooth pitch and belt width in millimeters.

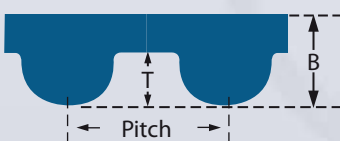
Construction

- Special curvilinear tooth design improves stress distribution and allows higher overall loading.
- Precisely formed and accurately spaced elastomeric teeth ensure smooth engagement with the pulley grooves.
- Durable elastomeric backing protects the belt against environmental pollution as well as frictional wear if power is transmitted from the back of the belt.
- Tough nylon facing protects the tooth surface.
- Fibreglass tensile cords.

Advantages

- 3M and 5M PowerGrip® HTD® are designed for speeds up to 20,000 rpm and capacities up to 10 kW.
- The optimised tooth form permits high loads to be transmitted, even in small pitches.
- Peripheral speed up to 80 m/s.
- Efficiencies up to 99%.
- Compact design.
- 25% improved tooth jump resistance vs. CTB.
- Long service life and maintenance-free.

Sections and nominal dimensions



	Pitch mm	T mm	B mm
3M	3.0	1.2	2.4
5M	5.0	2.1	3.8

NOTE

For correct usage of the belt please request Gates' Synchronous Belt Drive Design Manual (E2/20099).



3M

Pitch: 3 mm

Description	Pitch length mm	Number of teeth	Description	Pitch length mm	Number of teeth
105-3M	105	35	486-3M	486	162
111-3M	111	37	489-3M	489	163
120-3M	120	40	501-3M	501	167
123-3M	123	41	513-3M	513	171
126-3M	126	42	522-3M	522	174
129-3M	129	43	525-3M	525	175
141-3M	141	47	531-3M	531	177
144-3M	144	48	537-3M	537	179
150-3M	150	50	552-3M	552	184
156-3M	156	52	558-3M	558	186
159-3M	159	53	564-3M	564	188
165-3M	165	55	570-3M	570	190
168-3M	168	56	573-3M	573	191
171-3M	171	57	582-3M	582	194
174-3M	174	58	591-3M	591	197
177-3M	177	59	594-3M	594	198
180-3M	180	60	600-3M	600	200
183-3M	183	61	612-3M	612	204
186-3M	186	62	627-3M	627	209
189-3M	189	63	633-3M	633	211
192-3M	192	64	645-3M	645	215
195-3M	195	65	648-3M	648	216
201-3M	201	67	669-3M	669	223
204-3M	204	68	672-3M	672	224
210-3M	210	70	681-3M	681	227
213-3M	213	71	711-3M	711	237
216-3M	216	72	720-3M	720	240
219-3M	219	73	735-3M	735	245
222-3M	222	74	738-3M	738	246
225-3M	225	75	753-3M	753	251
234-3M	234	78	804-3M	804	268
237-3M	237	79	822-3M	822	274
243-3M	243	81	882-3M	882	294
246-3M	246	82	945-3M	945	315
249-3M	249	83	981-3M	981	327
252-3M	252	84	1002-3M	1002	334
255-3M	255	85	1071-3M	1071	357
267-3M	267	89	1080-3M	1080	360
276-3M	276	92	1176-3M	1176	392
282-3M	282	94	1245-3M	1245	415
285-3M	285	95	1263-3M	1263	421
288-3M	288	96	1500-3M	1500	500
291-3M	291	97	1530-3M	1530	510
294-3M	294	98	1863-3M	1863	621
297-3M	297	99	1926-3M	1926	642
300-3M	300	100			
306-3M	306	102			
312-3M	312	104			
315-3M	315	105			
318-3M	318	106			
330-3M	330	110			
333-3M	333	111			
336-3M	336	112			
339-3M	339	113			
342-3M	342	114			
345-3M	345	115			
357-3M	357	119			
363-3M	363	121			
372-3M	372	124			
381-3M	381	127			
384-3M	384	128			
420-3M	420	140			
435-3M	435	145			
447-3M	447	149			
462-3M	462	154			
474-3M	474	158			
477-3M	477	159			
480-3M	480	160			

Available in widths of 6 mm, 9 mm and 15 mm.

5M

Pitch: 5 mm

Description	Pitch length mm	Number of teeth	Description	Pitch length mm	Number of teeth
120-5M	120	24	980-5M	980	196
180-5M	180	36	1000-5M	1000	200
225-5M	225	45	1025-5M	1025	205
255-5M	255	51	1035-5M	1035	207
265-5M	265	53	1050-5M	1050	210
270-5M	270	54	1100-5M	1100	220
275-5M	275	55	1125-5M	1125	225
280-5M	280	56	1135-5M	1135	227
295-5M	295	59	1175-5M	1175	235
300-5M	300	60	1200-5M	1200	240
305-5M	305	61	1225-5M	1225	245
325-5M	325	65	1270-5M	1270	254
330-5M	330	66	1350-5M	1350	270
335-5M	335	67	1380-5M	1380	276
340-5M	340	68	1420-5M	1420	284
345-5M	345	69	1595-5M	1595	319
350-5M	350	70	1690-5M	1690	338
360-5M	360	72	1790-5M	1790	358
365-5M	365	73	1870-5M	1870	374
370-5M	370	74	2100-5M	2100	420
375-5M	375	75	2350-5M	2350	470
385-5M	385	77			
400-5M	400	80			
405-5M	405	81			
420-5M	420	84			
425-5M	425	85			
450-5M	450	90			
460-5M	460	92			
475-5M	475	95			
500-5M	500	100			
510-5M	510	102			
520-5M	520	104			
525-5M	525	105			
535-5M	535	107			
550-5M	550	110			
560-5M	560	112			
565-5M	565	113			
575-5M	575	115			
580-5M	580	116			
600-5M	600	120			
610-5M	610	122			
615-5M	615	123			
635-5M	635	127			
640-5M	640	128			
645-5M	645	129			
665-5M	665	133			
670-5M	670	134			
695-5M	695	139			
700-5M	700	140			
710-5M	710	142			
720-5M	720	144			
740-5M	740	148			
750-5M	750	150			
755-5M	755	151			
770-5M	770	154			
775-5M	775	155			
800-5M	800	160			
825-5M	825	165			
835-5M	835	167			
860-5M	860	172			
870-5M	870	174			
890-5M	890	178			
900-5M	900	180			
925-5M	925	185			
935-5M	935	187			
940-5M	940	188			
950-5M	950	190			
965-5M	965	193			

Available in widths of 9 mm, 15 mm and 25 mm.


PowerGrip® HTD® ordering code is composed as follows:

280-5M-15	
280	- Pitch length (mm)
5M	- Pitch 5 mm
15	- Belt width (mm)

Dimensions in bold are available from stock.





SYNCHRONOUS BELTS FOR A WIDE VARIETY OF APPLICATIONS



POWERGRIP® XL, L, H, XH & XXH

Classical synchronous belt

Gates classical synchronous PowerGrip® belt offers a maintenance-free and economical alternative to conventional drives like chains and gears. Its application range extends from minimum drives (computer printers) to heavy-duty machinery (oil pumps, etc).



Identification

Three part number on the back of the belt indicating pitch length, tooth pitch and belt width in code.

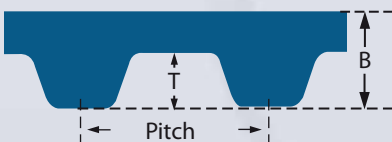
Construction

- Trapezoidal tooth form.
- Precisely formed and accurately spaced elastomeric teeth ensure correct engagement with the pulley grooves.
- Fibreglass tensile cords.
- Nylon fabric cover protects the tooth surfaces.
- Available in standard pitches according to ISO 5296: MXL, XL, L, H, XH, XXH. For MXL sizes and description, see chapter on PowerGrip® MXL on pages 54-55.

Advantages

- Power transmission of up to 150 kW and speeds of up to 10,000 rpm.
- Peripheral speed up to 80 m/s.
- Positive slip-proof engagement.
- Constant angular velocity.
- Efficiencies up to 99%.
- Low bearing load because of freedom of high tension.
- Maintenance-free continuity of operation.
- Wide range of load capacities and speed ratios.
- Compact design.
- Economical operation.

Sections and nominal dimensions



	Pitch inch	T mm	B mm
XL	1/5	1.27	2.3
L	3/8	1.91	3.5
H	1/2	2.29	4.0
XH	7/8	6.36	11.4
XXH	1.1/4	9.53	15.2

NOTE

For correct usage of the belt please request Gates' Synchronous Belt Drive Design Manual (E2/20099).



XL

Pitch: 1/5" (5.080 mm)

Description	Pitch length mm	Number of teeth
46-XL	116.84	23
50-XL	127.00	25
58-XL	147.32	29
60-XL	152.40	30
66-XL	167.64	33
70-XL	177.80	35
76-XL	193.04	38
78-XL	198.12	39
80-XL	203.20	40
84-XL	213.36	42
86-XL	218.44	43
88-XL	223.52	44
90-XL	228.60	45
92-XL	233.68	46
94-XL	238.76	47
96-XL	243.84	48
98-XL	248.92	49
100-XL	254.00	50
102-XL	259.08	51
106-XL	269.24	53
108-XL	274.32	54
110-XL	279.40	55
112-XL	284.48	56
114-XL	289.56	57
116-XL	294.64	58
118-XL	299.72	59
120-XL	304.80	60
122-XL	309.88	61
124-XL	314.96	62
126-XL	320.04	63
128-XL	325.12	64
130-XL	330.20	65
132-XL	335.28	66
134-XL	340.36	67
136-XL	345.44	68
138-XL	350.52	69
140-XL	355.60	70
142-XL	360.68	71
144-XL	365.76	72
146-XL	370.84	73
148-XL	375.92	74
150-XL	381.00	75
154-XL	391.16	77
156-XL	396.24	78
158-XL	401.32	79
160-XL	406.40	80
164-XL	416.56	82
166-XL	421.64	83
170-XL	431.80	85
174-XL	441.96	87
176-XL	447.04	88
178-XL	452.12	89
180-XL	457.20	90
182-XL	462.28	91
184-XL	467.36	92
188-XL	477.52	94
190-XL	482.60	95
192-XL	487.68	96
194-XL	492.76	97
196-XL	497.84	98
198-XL	502.92	99
200-XL	508.00	100
202-XL	513.08	101
204-XL	518.16	102
208-XL	528.32	104
210-XL	533.40	105
212-XL	538.48	106
214-XL	543.56	107

Description	Pitch length mm	Number of teeth
220-XL	558.80	110
228-XL	579.12	114
230-XL	584.20	115
232-XL	589.28	116
234-XL	594.36	117
240-XL	609.60	120
250-XL	635.00	125
260-XL	660.40	130
264-XL	670.56	132
270-XL	685.80	135
274-XL	695.96	137
280-XL	711.20	140
284-XL	721.36	142
286-XL	726.44	143
290-XL	736.60	145
296-XL	751.84	148
300-XL	762.00	150
306-XL	777.24	153
310-XL	787.40	155
316-XL	802.64	158
322-XL	817.88	161
330-XL	838.20	165
340-XL	863.60	170
344-XL	873.76	172
348-XL	883.92	174
350-XL	889.00	175
352-XL	894.08	176
362-XL	919.48	181
372-XL	944.88	186
380-XL	965.20	190
382-XL	970.28	191
384-XL	975.36	192
390-XL	990.60	195
392-XL	995.68	196
404-XL	1026.16	202
412-XL	1046.48	206
424-XL	1076.96	212
432-XL	1097.28	216
434-XL	1102.36	217
438-XL	1112.52	219
450-XL	1143.00	225
460-XL	1168.40	230
490-XL	1244.60	245
506-XL	1285.24	253
540-XL	1371.60	270
554-XL	1407.16	277
564-XL	1432.56	282
580-XL	1473.20	290
592-XL	1503.68	296
672-XL	1706.88	336
736-XL	1869.44	368
770-XL	1955.80	385

Available in widths of 6.4 mm (code 025), 7.9 mm (code 031) and 9.5 mm (code 037).

L

Pitch: 3/8" (9.525 mm)

Description	Pitch length mm	Number of teeth
124-L	314.33	33
135-L	342.90	36
150-L	381.00	40
165-L	419.10	44
169-L	428.63	45
172-L	438.15	46
187-L	476.25	50
202-L	514.35	54
210-L	533.40	56
225-L	571.50	60
236-L	600.08	63
240-L	609.60	64
244-L	619.13	65
251-L	638.18	67
255-L	647.70	68
270-L	685.80	72
285-L	723.90	76
300-L	762.00	80
322-L	819.15	86
345-L	876.30	92
367-L	933.45	98
390-L	990.60	104
405-L	1028.70	108
420-L	1066.80	112
450-L	1143.00	120
461-L	1171.58	123
480-L	1219.20	128
510-L	1295.40	136
540-L	1371.60	144
600-L	1524.00	160
630-L	1600.20	168
660-L	1676.40	176

Available in widths of 12.7 mm (code 050), 19.1 mm (code 075) and 25.4 mm (code 100).



H		
Pitch: 1/2" (12.7 mm)		
Description	Pitch length mm	Number of teeth
240-H	609.60	48
255-H	647.70	51
270-H	685.80	54
300-H	762.00	60
310-H	787.40	62
330-H	838.20	66
360-H	914.40	72
370-H	939.80	74
375-H	952.50	75
390-H	990.60	78
420-H	1066.80	84
440-H	1117.60	88
450-H	1143.00	90
480-H	1219.20	96
485-H	1231.90	97
510-H	1295.40	102
520-H	1320.80	104
540-H	1371.60	108
570-H	1447.80	114
600-H	1524.00	120
615-H	1562.10	123
630-H	1600.20	126
660-H	1676.40	132
700-H	1778.00	140
750-H	1905.00	150
800-H	2032.00	160
850-H	2159.00	170
885-H	2247.90	177
900-H	2286.00	180
905-H	2298.70	181
1000-H	2540.00	200
1100-H	2794.00	220
1130-H	2870.20	226
1250-H	3175.00	250
1325-H	3365.50	265
1400-H	3556.00	280
1460-H	3708.40	292
1700-H	4318.00	340

Available in widths of 19.1 mm (code 075), 25.4 mm (code 100), 38.1 mm (code 150), 50.8 mm (code 200) and 76.2 mm (code 300).

XH		
Pitch: 7/8" (22.225 mm)		
Description	Pitch length mm	Number of teeth
507-XH	1289.05	58
560-XH	1422.40	64
630-XH	1600.20	72
700-XH	1778.00	80
770-XH	1955.80	88
787-XH	2000.25	90
831-XH	2111.38	95
840-XH	2133.60	96
980-XH	2489.20	112
1120-XH	2844.80	128
1260-XH	3200.40	144
1400-XH	3556.00	160
1540-XH	3911.60	176
1680-XH	4267.20	192
1750-XH	4445.00	200

Available in widths of 50.8 mm (code 200), 76.2 mm (code 300), 101.6 mm (code 400) and 127 mm (code 500).

XXH		
Pitch: 1.1/4" (31.75 mm)		
Description	Pitch length mm	Number of teeth
700-XXH	1778.00	56
800-XXH	2032.00	64
900-XXH	2286.00	72
1000-XXH	2540.00	80
1200-XXH	3048.00	96
1400-XXH	3556.00	112
1600-XXH	4064.00	128
1800-XXH	4572.00	144

Available in widths of 50.8 mm (code 200), 76.2 mm (code 300), 101.6 mm (code 400) and 127 mm (code 500).

PowerGrip® ordering code is composed as follows:

507-XH-200

- 507** - Pitch length in 1/10 inch
- XH** - Pitch 7/8" (22.225 mm)
- 200** - Belt width 2.0" (50.8 mm)

Dimensions in bold are available from stock.



MXL

Pitch: 0.08" (2.032 mm)

Description	Pitch length mm	Number of teeth	Description	Pitch length mm	Number of teeth
288-MXL	73.15	36	1264-MXL	321.05	158
296-MXL	75.18	37	1280-MXL	325.12	160
320-MXL	81.28	40	1320-MXL	335.28	165
360-MXL	91.44	45	1400-MXL	355.60	175
400-MXL	101.60	50	1472-MXL	373.88	184
424-MXL	107.69	53	1520-MXL	386.08	190
432-MXL	109.72	54	1560-MXL	396.24	195
440-MXL	111.76	55	1600-MXL	406.40	200
448-MXL	113.79	56	1680-MXL	426.72	210
456-MXL	115.82	57	1768-MXL	449.07	221
464-MXL	117.86	58	1800-MXL	457.20	225
472-MXL	119.89	59	1832-MXL	465.33	229
480-MXL	121.92	60	1856-MXL	471.42	232
488-MXL	123.95	61	1880-MXL	477.52	235
504-MXL	128.01	63	1960-MXL	497.84	245
520-MXL	132.08	65	1984-MXL	503.93	248
536-MXL	136.14	67	1992-MXL	505.96	249
544-MXL	138.17	68	2048-MXL	520.19	256
552-MXL	140.20	69	2136-MXL	542.54	267
560-MXL	142.24	70	2240-MXL	568.96	280
568-MXL	144.27	71	2360-MXL	599.44	295
576-MXL	146.30	72	2384-MXL	605.53	298
584-MXL	148.33	73	2400-MXL	609.60	300
592-MXL	150.36	74	2520-MXL	640.08	315
600-MXL	152.40	75	2544-MXL	646.17	318
608-MXL	154.43	76	2608-MXL	662.43	326
616-MXL	156.46	77	2776-MXL	705.10	347
632-MXL	160.52	79	2864-MXL	727.45	358
640-MXL	162.56	80	2880-MXL	731.52	360
648-MXL	164.59	81	2968-MXL	753.87	371
656-MXL	166.62	82	2976-MXL	755.90	372
664-MXL	168.65	83	3120-MXL	792.48	390
672-MXL	170.68	84	3200-MXL	812.80	400
680-MXL	172.72	85	3264-MXL	829.05	408
696-MXL	176.78	87	3296-MXL	837.18	412
704-MXL	178.81	88	3360-MXL	853.44	420
720-MXL	182.88	90	3392-MXL	861.56	424
736-MXL	186.94	92	3448-MXL	875.79	431
752-MXL	191.00	94	3472-MXL	881.88	434
760-MXL	193.04	95	3704-MXL	940.81	463
776-MXL	197.10	97	3800-MXL	965.20	475
800-MXL	203.20	100	3904-MXL	991.61	488
808-MXL	205.23	101	3984-MXL	1011.93	498
824-MXL	209.29	103	4000-MXL	1016.00	500
840-MXL	213.36	105	4040-MXL	1026.16	505
848-MXL	215.39	106	4368-MXL	1109.47	546
856-MXL	217.42	107	4736-MXL	1202.94	592
864-MXL	219.45	108	4896-MXL	1243.58	612
872-MXL	221.48	109	5448-MXL	1383.79	681
880-MXL	223.52	110			
912-MXL	231.64	114			
944-MXL	239.77	118			
960-MXL	243.84	120			
976-MXL	247.90	122			
984-MXL	249.93	123			
1000-MXL	254.00	125			
1008-MXL	256.03	126			
1016-MXL	258.06	127			
1032-MXL	262.12	129			
1040-MXL	264.16	130			
1056-MXL	268.22	132			
1072-MXL	272.28	134			
1112-MXL	282.44	139			
1120-MXL	284.48	140			
1144-MXL	290.57	143			
1160-MXL	294.64	145			
1200-MXL	304.80	150			
1240-MXL	314.96	155			

Available in widths of 3.2 mm (code 012), 4.8 mm (code 019) and 6.4 mm (code 025).

PowerGrip® MXL ordering code is composed as follows:

288-MXL-019

- 288** - Pitch length in 1/100 inch
- MXL** - Pitch 0.08" (2.032 mm)
- 019** - Belt width 0.19" (4.8 mm)

Dimensions in bold are available from stock.




DOUBLE-SIDED SYNCHRONOUS BELTS FOR CONTRA-ROTATING DRIVES



TWIN POWER®

Double-sided synchronous belt

Due to its double and directly opposite teeth, Twin Power® synchronous belts ensure high loading capacity on contra-rotating drives and ensure smooth running and high flexibility. They are available with the classical trapezoidal but also with the unique GT tooth profile. The Twin Power® GT2 belt has twice the power rating of Twin Power® HTD® belts. It is characterised by extraordinary load-carrying power and high tooth jump resistance, thus ensuring a positive non-slip drive. In addition, it runs at very low noise. Twin Power® is available in PowerGrip® GT2 8MGT and 14MGT, HTD® 5M and PowerGrip® XL, L and H pitches.



Identification

Three part number on the back of the belt indicating pitch length, tooth pitch and belt width in millimeters.

Construction

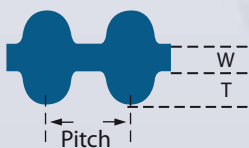
- Similar in construction to PowerGrip® classical synchronous and PowerGrip® GT2 belts: strong tensile member, precision-formed elastomeric teeth and body.
- Wear resistant nylon fabric on both tooth sides.

Advantages

- High loading capacity.
- Twin Power® can transmit up to 100% of its maximum rated load from either side of the belt; alternatively, it can transmit a load on both sides - provided the sum of the loads does not exceed the maximum capacity.
- Non-slip positive drive.
- Running at low noise.
- Free of lubrication and maintenance.

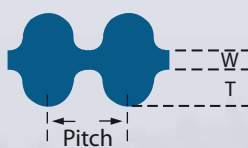
Sections and nominal dimensions

PowerGrip® GT2



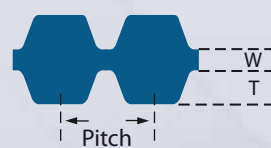
	Pitch mm	W mm	T mm
8MGT	8.0	2.00	3.40
14MGT	14.0	3.70	5.82

PowerGrip® HTD®



	Pitch mm	W mm	T mm
5M	5.0	1.5	2.1

PowerGrip® CTB



	Pitch inch	W mm	T mm
XL	1/5	0.508	1.27
L	3/8	0.762	1.91
H	1/2	1.372	2.29



TP 8MGT		
Pitch: 8 mm		
Description	Pitch length mm	Number of teeth
TP-480-8MGT ¹	480	60
TP-560-8MGT ¹	560	70
TP-600-8MGT ¹	600	75
TP-640-8MGT ¹	640	80
TP-720-8MGT ¹	720	90
TP-800-8MGT ¹	800	100
TP-880-8MGT ¹	880	110
TP-960-8MGT ¹	960	120
TP-1040-8MGT ¹	1040	130
TP-1120-8MGT ²	1120	140
TP-1200-8MGT ²	1200	150
TP-1280-8MGT ²	1280	160
TP-1440-8MGT ²	1440	180
TP-1600-8MGT ²	1600	200
TP-1760-8MGT ²	1760	220
TP-1800-8MGT ²	1800	225
TP-2000-8MGT ²	2000	250
TP-2400-8MGT ²	2400	300
TP-2600-8MGT ²	2600	325
TP-2800-8MGT ²	2800	350
TP-3048-8MGT ²	3048	381
TP-3280-8MGT ²	3280	410
TP-3600-8MGT ²	3600	450
TP-4400-8MGT ²	4400	550
TP-4960-8MGT ²	4960	620

Available in widths of 20 mm, 30 mm, 50 mm and 85 mm.

TP 14MGT		
Pitch: 14 mm		
Description	Pitch length mm	Number of teeth
TP-1610-14MGT ²	1610	115
TP-1778-14MGT ²	1778	127
TP-1890-14MGT ²	1890	135
TP-2100-14MGT ²	2100	150
TP-2310-14MGT ²	2310	165
TP-2450-14MGT ²	2450	175
TP-2590-14MGT ²	2590	185
TP-2800-14MGT ²	2800	200
TP-3150-14MGT ²	3150	225
TP-3360-14MGT ²	3360	240
TP-3500-14MGT ²	3500	250
TP-3850-14MGT ²	3850	275
TP-4326-14MGT ²	4326	309
TP-4578-14MGT ²	4578	327
TP-4956-14MGT ²	4956	354
TP-5320-14MGT ²	5320	380
TP-5740-14MGT ²	5740	410
TP-6160-14MGT ²	6160	440
TP-6860-14MGT ²	6860	490

Available in widths of 40 mm, 55 mm, 85 mm, 115 mm and 170 mm.

TP 5M		
Pitch: 5 mm		
Description	Pitch length mm	Number of teeth
TP-425-5M ³	425	85
TP-475-5M ³	475	95
TP-500-5M ¹	500	100
TP-600-5M ¹	600	120
TP-615-5M ¹	615	123
TP-640-5M ¹	640	128
TP-670-5M ¹	670	134
TP-700-5M ¹	700	140
TP-755-5M ¹	755	151
TP-800-5M ¹	800	160
TP-835-5M ¹	835	167
TP-890-5M ¹	890	178
TP-935-5M ⁴	935	187
TP-1100-5M ⁴	1100	220
TP-1200-5M ⁴	1200	240
TP-1270-5M ³	1270	254
TP-1420-5M ³	1420	284
TP-1595-5M ⁴	1595	319
TP-1690-5M ³	1690	338
TP-1870-5M ⁴	1870	374
TP-1945-5M ³	1945	389
TP-2000-5M ³	2000	400
TP-2100-5M ⁴	2100	420
TP-2250-5M ³	2250	450
TP-2350-5M ⁴	2350	470
TP-2525-5M ³	2525	505

Available in widths of 9 mm, 15 mm and 25 mm.

TP L		
Pitch: 3/8" (9.525 mm)		
Description	Pitch length mm ISO	Number of teeth
TP-202-L ¹	514.4	54
TP-210-L ¹	533.4	56
TP-225-L ¹	571.5	60
TP-240-L ¹	609.6	64
TP-255-L ¹	647.7	68
TP-270-L ¹	685.8	72
TP-285-L ¹	723.9	76
TP-300-L ¹	762.0	80
TP-322-L ¹	819.2	86
TP-345-L ¹	876.3	92
TP-367-L ¹	933.5	98
TP-390-L ⁴	990.6	104
TP-420-L ⁴	1066.8	112
TP-450-L ⁴	1143.0	120
TP-480-L ⁴	1219.2	128
TP-510-L ⁴	1295.4	136
TP-540-L ⁴	1371.6	144
TP-600-L ⁴	1524.0	160
TP-630-L ⁴	1600.2	168
TP-660-L ⁴	1676.4	176

Available in widths of 12.7 mm (code 050), 19.1 mm (code 075) and 25.4 mm (code 100).

Twin Power® ordering code is composed as follows:

TP-1120-8MGT2-20

- TP** - Twin Power
- 1120** - Pitch length (mm)
- 8MGT2** - Pitch 8 mm
- 20** - Belt width (mm)

TP XL		
Pitch: 1/5" (5.080 mm)		
Description	Pitch length mm ISO	Number of teeth
TP-150-XL ⁴	381.0	75
TP-160-XL ⁴	406.4	80
TP-170-XL ⁴	431.8	85
TP-180-XL ⁴	457.2	90
TP-190-XL ¹	482.6	95
TP-200-XL ¹	508.0	100
TP-210-XL ¹	533.4	105
TP-220-XL ¹	558.8	110
TP-230-XL ¹	584.2	115
TP-240-XL ¹	609.6	120
TP-250-XL ¹	635.0	125
TP-260-XL ¹	660.4	130
TP-280-XL ¹	711.2	140
TP-290-XL ¹	736.6	145
TP-300-XL ¹	762.0	150
TP-310-XL ¹	787.4	155
TP-348-XL ¹	883.9	174
TP-352-XL ¹	894.1	176

Available in widths of 6.4 mm (code 025), 7.9 mm (code 031) and 9.5 mm (code 037).

TP H		
Pitch: 1/2" (12.700 mm)		
Description	Pitch length mm ISO	Number of teeth
TP-240-H ¹	609.6	48
TP-270-H ¹	685.8	54
TP-300-H ¹	762.0	60
TP-330-H ¹	838.2	66
TP-360-H ¹	914.4	72
TP-390-H ²	990.6	78
TP-420-H ²	1066.8	84
TP-450-H ²	1143.0	90
TP-480-H ²	1219.2	96
TP-510-H ²	1295.4	102
TP-540-H ²	1371.6	108
TP-570-H ²	1447.8	114
TP-600-H ²	1524.0	120
TP-630-H ²	1600.2	126
TP-660-H ²	1676.4	132
TP-700-H ²	1778.0	140
TP-750-H ²	1905.0	150
TP-800-H ²	2032.0	160
TP-850-H ²	2159.0	170
TP-900-H ²	2286.0	180
TP-1000-H ²	2540.0	200
TP-1100-H ²	2794.0	220
TP-1250-H ²	3175.0	250
TP-1400-H ²	3556.0	280
TP-1700-H ²	4318.0	340

Available in widths of 19.1 mm (code 075), 25.4 mm (code 100), 38.1 mm (code 150), 50.8 mm (code 200) and 76.2 mm (code 300).

Available in slabs of:

1 = 100 mm / 2 = 330 mm / 3 = 150 mm / 4 = 130 mm

Dimensions in bold are available from stock.



OPEN-END BELTS



LONG LENGTH & LIFTPOWER™

Open-end synchronous belt/Open-end flat belt

Next to endless belts, Gates offers a comprehensive range of open-end belts which can be easily cut off to the required length. Long Length open-end synchronous belts are especially suited for linear movements (automated doors, warehouse conveyors and elevators), accurate positioning (machine tools, x-y co-ordinate machines) and reversal drives (computers, printers and office equipment). LiftPower™ open-end flat belts have been designed for optimum performance on lifting and handling applications to move platforms and/or weights. They are an ideal alternative to hydraulic cylinders in scissors-type lifting tables and to chains and steel cables in vertical transport of motor vehicles in high rise stores. LiftPower™ belts run on flat pulleys.



Identification

Three part number on the back of the belt indicating tooth pitch, belt width and cord material.

Construction

Long Length

PowerGrip® GT 3MR, 5MR and 8MR pitches
PowerGrip® HTD® 3M, 5M, 8M and 14M pitches
PowerGrip® XL, L and H pitches

- Fibreglass or steel tensile cords.
- Rubber teeth and backing.
- Nylon facing.

Poly Chain® GT Carbon™ 8MGT and 14MGT pitches

- Carbon tensile cord.
- Polyurethane teeth and backing.
- Fabric reinforced teeth.

LiftPower™

- Steel cords or high performance steel cords guarantee very low elongation and increased flexibility compared to steel cables.
- Unique elastomeric compound.
- Fabric on the back of the belt ensures less friction and high wear resistance.

Advantages

Long Length

- High positioning accuracy, making the belt ideally suited for applications with repetitive movements.
- Length stability due to the use of high modulus tensile members.
- Easy to attach with clamping fixtures.
- Maintenance-free: no re-tensioning required, no lubrication needed.

LiftPower™

- Smooth-running and higher speeds compared to chains and steel cables.
- Simple installation with clamping plates.
- Reduced noise level.
- Maintenance-free: no re-tensioning required, no lubrication needed.



SYNCHRONOUS BELTS

POLY CHAIN® GT CARBON™



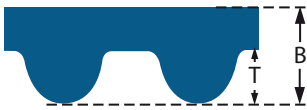
	Pitch mm	T mm	B mm	Length on roll (m)	Width - mm Aramid
8MGT	8.00	3.40	5.90	30	12, 21, 36
14MGT	14.00	6.00	10.20	30	20, 37

POWERGRIP® GT



	Pitch mm	T mm	B mm	Length on roll (m)	Width - mm	
					Fibreglass	Steel
3MR	3.00	1.12	2.41	30	6, 9, 15	
5MR	5.00	1.92	3.81	30	6, 10, 15, 25	6, 10, 15, 25
8MR	8.00	3.34	5.60	30	10, 15, 20, 30, 50	10, 15, 20, 30, 50

POWERGRIP® HTD®



	Pitch mm	T mm	B mm	Length on roll (m)	Width - mm	
					Fibreglass	Steel
3M	3.00	1.10	2.40	30	6, 9, 15	
5M	5.00	2.10	3.80	30	6, 10, 15, 25	6, 10, 15, 25
8M	8.00	3.40	6.00	30	10, 15, 20, 30, 50, 85	10, 15, 20, 30, 50, 85
14M	14.00	6.00	10.00	30	25, 40, 55, 85, 115	25, 40, 55, 85, 115

POWERGRIP® CTB



	Pitch		T mm	B mm	Length on roll (m)	Width - code	
	inch	mm				Fibreglass	Steel
XL	1/5	5.080	1.27	2.30	30	025, 031, 037, 050	
L	3/8	9.525	1.91	3.60	30	037, 050, 075, 100	
H	1/2	12.700	2.29	4.30	30	050, 075, 100, 150, 200, 300	050, 075, 100, 150, 200, 300

Long Length ordering code
is composed as follows:

5M-6-30m-ST

5M	- Pitch 5 mm
6	- Belt width (mm)
30m	- Length on roll (m)
ST	- Steel (material of tensile cords)

FLAT BELTS

LIFTPOWER™



Length on roll (m)	Width - mm	
	Steel	High performance steel
100	25, 30, 50, 60, 75, 90, 100	30, 60, 90, 120, 150

LiftPower™ ordering code is
composed as follows:

LIFTP-75-STEEL

LIFT	- LiftPower™
75	- Belt width (mm)
STEEL	- Steel cord

Dimensions in bold are available from stock.




BELTS FOR CONVEYOR LINES

TRANSMOTION™

Rubber synchronous belt with conveyor cord

Gates' TransMotion™ is the most powerful rubber belt in the market for conveyor applications. TransMotion™ guarantees a 100% reliability when it is used for assembly lines in the most diverse industries. It outlasts and outperforms roller chain and other high-performance rubber synchronous products.



Identification

Three part number on the back of the belt indicating pitch length, tooth pitch and belt width in millimeters.

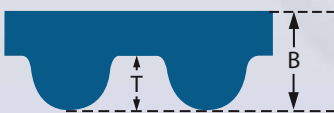
Construction

- Technically advanced compound with elastomeric teeth and backing and nylon facing.
- Conveyor cord provides superior tooth jump resistance and shock load resistance. Allows use in wash down applications.
- Elastomeric backing protects the cords from environmental pollution and frictional wear.
- Helically wound tensile member gives enormous strength, flex life and elongation resistance.
- Low friction nylon facing protects the tooth surface against wear.
- Precision-formed and accurately spaced elastomeric teeth.
- **Static conductive (ISO 9563)** and can as such be used in the conditions described in the Directive 94/9/EC - ATEX. Certificates available on request.

Advantages

- Compact drives and less weight.
- Positioning accuracy.
- Improved tooth jump resistance.
- Reduced noise levels.
- Cost-effective, long-lasting and virtually maintenance-free.
- Used on HTD® and RPP pulleys.

Sections and nominal dimensions



	Pitch mm	T mm	B mm
8MGT	8.00	3.40	5.60

8MGT

Pitch: 8 mm

Description	Pitch length mm	Number of teeth
384-8MGT	384	48
480-8MGT	480	60
560-8MGT	560	70
600-8MGT	600	75
640-8MGT	640	80
720-8MGT	720	90
800-8MGT	800	100
840-8MGT	840	105
880-8MGT	880	110
920-8MGT	920	115
960-8MGT	960	120
1040-8MGT	1040	130
1120-8MGT	1120	140
1200-8MGT	1200	150
1280-8MGT	1280	160
1440-8MGT	1440	180
1512-8MGT	1512	189
1584-8MGT	1584	198
1600-8MGT	1600	200
1760-8MGT	1760	220
1800-8MGT	1800	225
2000-8MGT	2000	250
2400-8MGT	2400	300
2600-8MGT	2600	325
2800-8MGT	2800	350
3048-8MGT	3048	381
3280-8MGT	3280	410
3600-8MGT	3600	450
4400-8MGT	4400	550

Available in widths of 20 mm, 30 mm, 50 mm and 85 mm.


TransMotion™ ordering code is composed as follows:

384-8MGT

384 - Pitch length (mm)

8MGT - Pitch 8 mm

All dimensions are available on request.



BELTS FOR CONVEYOR LINES

POWERPAIN™

Paint and varnish compatible synchronous belt

Gates' PowerPainT™ synchronous belt is specifically developed for use in painting areas, as found in the automotive and white goods industries where contamination of the painted product, from whatever source, is unacceptable. PowerPainT™ ensures excellent performance on skid and roller conveyor systems where there may be a serious risk of product contamination. It passes the most stringent tests established by the automotive industry, which requires all components specified for use in a paint and varnish environment to be free of any source of contamination. Gates' PowerPainT™ belt ensures freedom of lubrication and maintenance, and paint and varnish compatibility. Contamination risks are excluded.



Identification

Three part number on the back of the belt indicating pitch length, tooth pitch and belt width in millimeters.

Construction

- Precision-formed elastomeric teeth with curvilinear profile improve stress distribution and provide high power capacity.
- Accurately spaced teeth provide high positioning accuracy and optimum efficiency.
- Tough tensile cords ensure excellent flex life and high resistance to elongation.
- Available in:
 - Poly Chain® GT Carbon™ 8MGT and 14MGT pitches
 - Poly Chain® GT2 8MGT and 14MGT pitches
 - PowerGrip® GT3 5MGT, 8MGT and 14MGT pitches
 - PowerGrip® HTD® 3M, 5M, 8M and 14M pitches
 - TransMotion™ 8MGT pitch
 - Long Length PowerGrip® GT 3MR, 5MR and 8MR pitches
 - PowerGrip® HTD® 3M, 5M, 8M and 14M pitches
 - PowerGrip® XL, L and H pitches
 - Poly Chain® 8MGT and 14MGT pitches

Advantages

- Runs well on fixed centre distance drives without elongation and offers long service life.
- No paint contamination risk.


PowerPainT™ ordering code is composed as follows:

PPT-800-8MGT3

PPT	- PowerPainT™
800	- Pitch length (mm)
8MGT3	- Pitch 8 mm (PowerGrip® GT3)

NOTE

PowerPainT™ is only available on request. Please contact your Gates distributor or Gates representative.



SYNCHRO-POWER®

Endless/open-end polyurethane synchronous belt

Gates Synchro-Power® polyurethane belts are designed for long lasting and energy-efficient performance on both power transmission and linear applications. They are built in endless and open-end versions in various sizes, constructions and tooth designs handling a wide range of loads, speeds and applications. Polyurethane is extremely wear and fatigue resistant and at the same time highly flexible. Product quality is visible through numerous details. Tolerances are tight and accurate, perfect tooth meshing is achieved. Gates Synchro-Power® blue sleeves are the most recent addition to the polyurethane belt product range. They are available up to 200 mm width and can easily be recognised by their blue colour.



Identification

Three part number on the back of the belt indicating tooth pitch, pitch length and belt width in millimeters.

Construction

- The polyurethane body offers excellent abrasion resistance and therefore a very clean running system without accumulations of debris.
- The polyurethane teeth offer exceptional rigidity, which reduces tooth flexing and ensures more stability in your overall system.
- Synchro-Power® sleeves
 - are truly endless and have no joint;
 - are supplied with steel tensile cords.
- Synchro-Power® Long Length belts
 - are manufactured as open-end extruded belts;
 - are supplied with steel, stainless steel or aramid tensile cords, depending on the belt construction;
 - the tensile cords are located parallel to the belt edges and exactly perpendicular to the belt teeth, and exert little or no side force;
 - the optional nylon tooth and/or back facing reinforce the surface and protect it against wear.

Advantages

- Wide range of tooth profiles to meet all application requirements.
- Clean, quiet and smooth-running operation.
- No lubrication required.
- Standard product suited for -5°C up to +70°C. For applications outside this range, please consult your Gates representative.
- Suited for use in harsh environments.
- Broad application range: automatic assembly operations, horizontal and vertical doors, printing applications, conveying equipment, textile industry, packaging machinery ... and many more.
- First class performance on both power transmission (endless) and linear applications (open-end).

Sections and nominal dimensions



	Pitch mm	T mm	B mm
T2.5	2.5	0.7	1.3
T5	5	1.2	2.2
T10	10	2.5	4.5
T20	20	5	8



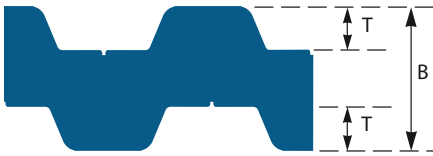
	Pitch mm	T mm	B mm
HTD5M	5	2.1	3.6
HTD8M	8	3.4	5.6
HTD14M	14	6	10



	Pitch mm	T mm	B mm
AT5	5	1.2	2.7
AT10	10	2.5	4.5
AT20	20	5	8



	Pitch mm	T mm	B mm
STD5M	5	1.9	3.3
STD8M	8	3.0	5.1



	Pitch mm	T mm	B mm
DL-T5	5	1.2	3.3
DL-T10	10	2.5	6.8



	Pitch mm	T mm	B mm
XL	5.08	1.27	2.29
L	9.525	1.90	3.56
H	12.7	2.29	4.06
XH	22.225	6.35	11.18



	Pitch mm	T mm	B mm
ATL5	5	1.2	2.7
ATL10	10	2.5	4.8
ATL20	20	5	8



	B mm
F8	2
F12	3.2

Endless belts

T2.5

Pitch: 2.5 mm

Description	Pitch length mm	Number of teeth
PU-T2.5	120	48
PU-T2.5	145	58
PU-T2.5	160	64
PU-T2.5	177.5	71
PU-T2.5	200	80
PU-T2.5	230	92
PU-T2.5	245	98
PU-T2.5	265	106
PU-T2.5	285	114
PU-T2.5	305	122
PU-T2.5	317.5	127
PU-T2.5	330	132
PU-T2.5	380	152
PU-T2.5	420	168
PU-T2.5	480	192
PU-T2.5	500	200
PU-T2.5	600	240
PU-T2.5	620	248
PU-T2.5	650	260
PU-T2.5	780	312
PU-T2.5	915	366
PU-T2.5	950	380

Available in widths of 4 mm, 6 mm, 8 mm, 10 mm, 12 mm, 16 mm, 20 mm, 25 mm, 32 mm and 50 mm.



T5		
Pitch: 5 mm		
Description	Pitch length mm	Number of teeth
PU-T5	150	30
PU-T5	165	33
PU-T5	180	36
PU-T5	185	37
PU-T5	200	40
PU-T5	215	43
PU-T5	220	44
PU-T5	225	45
PU-T5	245	49
PU-T5	250	50
PU-T5	255	51
PU-T5	260	52
PU-T5	270	54
PU-T5	275	55
PU-T5	280	56
PU-T5	295	59
PU-T5	305	61
PU-T5	315	63
PU-T5	330	66
PU-T5	340	68
PU-T5	350	70
PU-T5	355	71
PU-T5	365	73
PU-T5	390	78
PU-T5	400	80
PU-T5	410	82
PU-T5	420	84
PU-T5	445	89
PU-T5	450	90
PU-T5	455	91
PU-T5	475	95
PU-T5	480	96
PU-T5	500	100
PU-T5	510	102
PU-T5	525	105
PU-T5	545	109
PU-T5	550	110
PU-T5	560	112
PU-T5	575	115
PU-T5	590	118
PU-T5	600	120
PU-T5	610	122
PU-T5	620	124
PU-T5	630	126
PU-T5	640	128
PU-T5	650	130
PU-T5	660	132
PU-T5	675	135
PU-T5	690	138
PU-T5	700	140
PU-T5	720	144
PU-T5	725	145
PU-T5	750	150
PU-T5	780	156
PU-T5	800	160
PU-T5	815	163
PU-T5	840	168
PU-T5	850	170
PU-T5	900	180
PU-T5	940	188
PU-T5	990	198
PU-T5	1075	215
PU-T5	1100	220
PU-T5	1215	243
PU-T5	1315	263
PU-T5	1380	276

Available in widths of 4 mm, 6 mm, 8 mm, 10 mm, 12 mm, 16 mm, 20 mm, 25 mm, 32 mm, 50 mm and 75 mm.

T10		
Pitch: 10 mm		
Description	Pitch length mm	Number of teeth
PU-T10	260	26
PU-T10	370	37
PU-T10	400	40
PU-T10	410	41
PU-T10	440	44
PU-T10	450	45
PU-T10	500	50
PU-T10	530	53
PU-T10	560	56
PU-T10	600	60
PU-T10	610	61
PU-T10	630	63
PU-T10	660	66
PU-T10	690	69
PU-T10	700	70
PU-T10	720	72
PU-T10	730	73
PU-T10	750	75
PU-T10	780	78
PU-T10	800	80
PU-T10	810	81
PU-T10	840	84
PU-T10	850	85
PU-T10	880	88
PU-T10	890	89
PU-T10	900	90
PU-T10	910	91
PU-T10	920	92
PU-T10	950	95
PU-T10	960	96
PU-T10	970	97
PU-T10	980	98
PU-T10	1000	100
PU-T10	1010	101
PU-T10	1080	108
PU-T10	1100	110
PU-T10	1110	111
PU-T10	1140	114
PU-T10	1150	115
PU-T10	1210	121
PU-T10	1240	124
PU-T10	1250	125
PU-T10	1300	130
PU-T10	1320	132
PU-T10	1350	135
PU-T10	1390	139
PU-T10	1400	140
PU-T10	1420	142
PU-T10	1450	145
PU-T10	1460	146
PU-T10	1500	150
PU-T10	1560	156
PU-T10	1600	160
PU-T10	1610	161
PU-T10	1700	170
PU-T10	1750	175
PU-T10	1780	178
PU-T10	1880	188
PU-T10	1960	196
PU-T10	2250	225

Available in widths of 10 mm, 12 mm, 16 mm, 20 mm, 25 mm, 32 mm, 50 mm and 75 mm.

AT5		
Pitch: 5 mm		
Description	Pitch length mm	Number of teeth
PU-AT5	225	45
PU-AT5	255	51
PU-AT5	275	55
PU-AT5	280	56
PU-AT5	300	60
PU-AT5	340	68
PU-AT5	375	75
PU-AT5	390	78
PU-AT5	420	84
PU-AT5	455	91
PU-AT5	500	100
PU-AT5	545	109
PU-AT5	600	120
PU-AT5	610	122
PU-AT5	620	124
PU-AT5	630	126
PU-AT5	660	132
PU-AT5	720	144
PU-AT5	750	150
PU-AT5	780	156
PU-AT5	825	165
PU-AT5	975	195
PU-AT5	1050	210
PU-AT5	1125	225
PU-AT5	1500	300

Available in widths of 4 mm, 6 mm, 8 mm, 10 mm, 12 mm, 16 mm, 20 mm, 25 mm, 32 mm, 50 mm and 75 mm.

AT10		
Pitch: 10 mm		
Description	Pitch length mm	Number of teeth
PU-AT10	500	50
PU-AT10	560	56
PU-AT10	610	61
PU-AT10	660	66
PU-AT10	700	70
PU-AT10	730	73
PU-AT10	780	78
PU-AT10	800	80
PU-AT10	810	81
PU-AT10	840	84
PU-AT10	890	89
PU-AT10	920	92
PU-AT10	960	96
PU-AT10	980	98
PU-AT10	1010	101
PU-AT10	1050	105
PU-AT10	1080	108
PU-AT10	1150	115
PU-AT10	1210	121
PU-AT10	1250	125
PU-AT10	1320	132
PU-AT10	1400	140
PU-AT10	1500	150
PU-AT10	1600	160
PU-AT10	1700	170
PU-AT10	1800	180

Available in widths of 10 mm, 12 mm, 16 mm, 20 mm, 25 mm, 32 mm, 50 mm and 75 mm.

DL-T5		
Pitch: 5 mm		
Description	Pitch length mm	Number of teeth
DL-PU-T5	410	82
DL-PU-T5	460	92
DL-PU-T5	480	96
DL-PU-T5	515	103
DL-PU-T5	590	118
DL-PU-T5	620	124
DL-PU-T5	750	150
DL-PU-T5	815	163
DL-PU-T5	860	172
DL-PU-T5	940	188
DL-PU-T5	1100	220

Available in widths of 6 mm, 8 mm, 10 mm, 12 mm, 16 mm, 20 mm, 25 mm, 32 mm, 50 mm and 75 mm.

DL-T10		
Pitch: 10 mm		
Description	Pitch length mm	Number of teeth
DL-PU-T10	260	26
DL-PU-T10	530	53
DL-PU-T10	630	63
DL-PU-T10	660	66
DL-PU-T10	720	72
DL-PU-T10	840	84
DL-PU-T10	980	98
DL-PU-T10	1210	121
DL-PU-T10	1240	124
DL-PU-T10	1250	125
DL-PU-T10	1320	132
DL-PU-T10	1350	135
DL-PU-T10	1420	142
DL-PU-T10	1610	161
DL-PU-T10	1880	188

Available in widths of 10 mm, 12 mm, 16 mm, 20 mm, 25 mm, 32 mm and 50 mm.

Endless Synchro-Power®
ordering code is composed as follows:

T10-440-50	
T10	- Pitch T10 (10 mm)
440	- Pitch length (mm)
50	- Belt width (mm)

All dimensions are available from stock.



Open-end belts

Pitch	Widths	Roll length (m)	Steel cords				Aramid cords				Stainless steel cords
			STAND.	NB	NT	NTB	STAND.	NB	NT	NTB	NIRO
T5	10, 16, 25, 32, 50, 75, 100 mm	100	X	X	X	X	X	X	X	X	
T10	12, 16, 25, 32, 40, 50, 75, 100, 150 mm	100	X	X	X	X	X	X	X	X	
T10HB	12, 16, 25, 32, 40, 50, 75, 100, 150 mm	100	X		X		X		X		
T10HF	12, 16, 25, 32, 40, 50, 75, 100, 150 mm	100	X	X	X	X					
T20	25, 32, 50, 75, 100, 150 mm	50	X	X	X	X	X				
AT5	10, 16, 25, 32, 50, 75, 100 mm	100	X	X	X	X	X		X		
AT10	16, 25, 32, 50, 75, 100, 150 mm	100	X	X	X	X	X	X	X	X	X
AT10HB	16, 25, 32, 50, 75, 100, 150 mm	100	X	X	X	X					
AT20	25, 32, 50, 75, 100, 150 mm	50	X	X	X	X					
ATL5	10, 16, 25, 32, 50 mm	100	X	X	X	X					
ATL10	16, 25, 32, 50, 75, 100, 150 mm	100	X	X	X	X					
ATL10HF	16, 25, 32, 50, 75, 100, 150 mm	100	X	X	X	X					
ATL20	32, 50, 75, 100, 150 mm	50	X	X	X	X					
HTD5M	10, 15, 20, 25, 50, 85, 100, 150 mm	100	X	X	X	X	X	X	X	X	
HTD8M	10, 15, 20, 25, 30, 50, 85, 100, 150 mm	100	X	X	X	X	X	X	X	X	X
HTD14M	25, 40, 55, 85, 115, 170 mm	50	X		X	X					
HTDL14M	55, 85, 115, 170 mm	50	X		X	X					
HPL14M	55, 85, 115, 170 mm	50			X	X					
STD5M	5, 10, 15, 20, 25, 30, 50 mm	100	X	X	X	X					
STD8M	10, 15, 20, 25, 30, 50, 85, 100 mm	100	X	X	X	X					
XL	025, 031, 037, 050, 075, 100, 200	61	X	X	X	X	X	X	X	X	
L	037, 050, 075, 100, 150, 200, 400	61	X	X	X	X	X	X	X	X	
H	050, 075, 100, 150, 200, 300, 400, 600	61	X	X	X	X	X	X	X	X	
XH	100, 150, 200, 300, 400, 600	61	X	X	X	X					
F8	100, 150, 200, 300, 400	61	X	X	X	X					
F12	100, 150, 200, 300, 400	61	X	X	X	X					

Abbreviations:	
STAND.	Standard
NB	Nylon back
NT	Nylon teeth
NTB	Nylon teeth and back
NIRO	Stainless steel
HB	Heavy backing PU
HF	High flexible steel cords
TL	Profile with reinforced steel cords

Open-end Synchro-Power®
ordering code is composed as follows:

PU-T10-50-100M-AR-NB

PU - Polyurethane
T10 - Pitch T10 (10 mm)
50 - Belt width (mm)
100M - Roll length (m)
AR - Aramid tensile cords
NB - Nylon back

Please refer to the Gates Price List for specifics on stock availability.



CUSTOMIZED POLYURETHANE BELT PRODUCTS

Gates' standard Synchro-Power® product range covers a multitude of applications. If your process requires a belt design that meets very specific application needs, Gates also offers you a variety of customized polyurethane belt products. These polyurethane belt products, tailor-made to fulfil your most challenging requirements, meet the same quality levels as their standard counterparts. This makes them the perfect supplement to the Gates' standard Synchro-Power® product offering.

LINEAR BELTS (LONG LENGTH)

Linear belts provide the greatest degree of flexibility for synchronous conveying and linear positioning applications. They come in a vast variety of cord types, PU resins and coatings. This variety of material combinations ensures a wide range of possible configurations for your application. A special category is the self tracking belt. It has all the capabilities of a regular polyurethane belt but utilizes guides to eliminate any lateral movement. Linear belts can be supplied in open-end rolls or welded endless. Endless welded belts of virtually any length can be produced utilizing a thermal welding process which joins together the ends of the belts. Authorized fabricators throughout the whole of Europe have been appointed to stock and weld Gates polyurethane belts on customer demand. They deliver endless welded belts with the specifications required by the customer within a short delivery time.



WIDE BELTS

Gates produces polyurethane belts in widths up to 450 mm. These belts are specifically designed for synchronous conveying applications. Wide belts are primarily used as process conveyor belts. Process or conversion steps usually occur on the belt.


FLEX BELTS

Flex belts are extruded to custom lengths ranging from approximately 1.5 to 24 m. They are made of high quality thermoplastic polyurethane and have helically wound cords that ensure high strength and truly endless power transmission capabilities.





POLYURETHANE BELT PRODUCTS



Specific characteristics

Additionally, Gates offers a wide range of belt modifications and a full range of secondary fabrication possibilities: all linear, wide and flex belts can come with special backings, profiles and machining on request. Equipment designers and system integrators rely on Gates' ability to solve the most challenging design issues.





BACKINGS

Most belt types can be modified by adding a backing to achieve a desired coefficient of friction, abrasion resistance or cushion. Over 20 different backings are available to solve your toughest application requirements, from polyurethane over rubber to foam, PVC and 'specialty' backings.

PROFILES

Linear, wide and flex belts can be customized with welded-on profiles to meet your application's specific holding, pushing, lifting, or actuating requirements. These profiles are made in polyurethane and become an integral part of the belt through thermal bonding. They can be molded into almost any shape making profiled belts ideal for your assembly, packaging, inserting and other automation equipment requirements. Over 2000 profile designs are available from Gates' extensive mould inventory.



MACHINING

Gates offers you the combination of primary tooling and secondary machining to achieve any design potential. Whether grinding edges and surfaces to tight tolerances, punching and machining holes and slots or CNC machining of three dimensional contours, Gates can provide a complete and precise solution.




FLEXIBLE COUPLINGS FOR HIGH VIBRATION DAMPING



EUROGRIP®

Flexible couplings

EuroGrip® flexible couplings are designed to connect two shafts subject to misalignment and axial movement and relieve the stress that would result from a rigid coupling. They consist of a rubber sleeve and two metal end pieces. Their design is unique, with their OGEE lines allowing the coupling to act as a torque/life indicator for the drive. Gates EuroGrip® flexible couplings are available in sizes 19, 28, 42, 48 and 60 and are bored to suit a taper bush or a plain bore and keyway. They have high vibration damping capacity, which makes them especially suitable for direct drive applications in e.g. pumps and compressors. Their high compliance is especially appreciated by designers of speed control systems, where resonance can be a problem. The zero backlash characteristics result in high positioning accuracy and repeatability, allowing a wide range of applications in the linear actuator market.



Construction

- Unique OGEE lines on the sleeve are an indicator of torque and product life.
- Sleeves are made of a high-performance elastomeric compound. The sleeve design allows the coupling to act as a predictable fuse in the system.
- End pieces are made of a high-grade aluminium to reduce weight and inertia. The aluminium end pieces are anodised to increase wear resistance and strength. Available either with finished bore and keyway or to suit a taper bush.
- Temperature ranges from -25°C to +100°C.

Advantages

- High vibration damping. Damping increases with load, which will prevent resonance.
- Quiet in operation.
- Zero backlash and, consequently, high positioning accuracy.
- Easy to install and to replace. Can be inspected without stopping the drive.
- Built-in safety measure: the driven machine will stop when the coupling fails.
- High tolerance of combinations of radial and angular misalignment.
- Durable.
- Low inertia.
- Compact design.
- Light weight.

NOTE

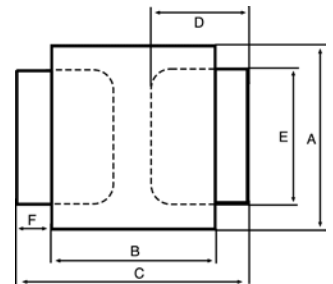
For correct usage of the EuroGrip® flexible couplings, please request Gates' EuroGrip® manual (E2/20103).



Sleeve dimensions

The principal dimensions of a EuroGrip® sleeve are the outside diameter, the sleeve length and the total coupling length. Gates EuroGrip® couplings are made in sizes 19, 28, 42, 48 and 60.

Coupling size code	Nominal shaft mm	Sleeve OD mm (A)	Sleeve length mm (B)	Sleeve weight g	Coupling total length mm (C)
19	19	46	28	35	48
28	28	77	38	125	60
42	42	102	48	250	80
48	48	126	58	450	94
60	60	150	65	750	105



End piece dimensions

The principal dimensions of a EuroGrip® end piece are the taper bush size, the bore, the end piece length and the shoulder diameter.

Coupling size code	Back fixed taper bush	Front fixed taper bush	Standard bore mm	End piece length mm (D)	Shoulder diameter mm (E)	Shoulder thickness mm (F)	Over tooth diameter mm	Inertia J kgm ²	Weight with MPB ⁽²⁾ g
19 ⁽¹⁾	MPB ⁽²⁾	MPB ⁽²⁾	14 / 19	22	42	9	36	0.000009	50
28	1108	1008	24 / 28	28	72	11	62	0.000105	200
42	1615	1215	38 / 42	38	96	16	84	0.000469	550
48	2017	1615	48	45	118	18	104	0.001330	1000
60	2517	2017	55 / 60	50	136	20	120	0.002572	1350

(1) Size 19 available with bore and key only. All other EuroGrip® couplings (sizes 28, 42, 48 and 60) available with bore and key or to suit taper bush. Size 28 with 1108 taper bush requires a shallow key.

(2) MPB = Minimum Plain Bore.

NOTE

End pieces are keyed according to ISO. Bore is to tolerance H7 fit (ISO). End pieces are also available with unfinished bore.

Part numbers

Coupling	Part	Part number	Part	Part number
19	Sleeve	9901-51901	14 mm bore end piece	01914
			19 mm bore end piece	01919
			MPB end piece	01900
28	Sleeve	9901-52801	24 mm bore end piece	02824
			End piece for taper bush - back fixed (1108)	9902-02801
			End piece for taper bush - front fixed (1008)	9902-02802
42	Sleeve	9901-54201	38 mm bore end piece	04238
			End piece for taper bush - back fixed (1615)	9902-04201
			End piece for taper bush - front fixed (1215)	9902-04202
48	Sleeve	9901-54801	48 mm bore end piece	04848
			End piece for taper bush - back fixed (2017)	9902-04801
			End piece for taper bush - front fixed (1615)	9902-04802
60	Sleeve	9901-56001	55 mm bore end piece	06055
			End piece for taper bush - back fixed (2517)	9902-06001
			End piece for taper bush - front fixed (2017)	9902-06002



507C

Sonic tension meter

Correct belt installation tension is essential for optimum performance and reliability of multi-ribbed, V-belt and synchronous belt drives. The 507C sonic tension meter ensures simple and extremely accurate tension measurement by analysing sound waves from the belt through the sensor. It processes the input signals and displays the accurate tension measurement digitally.

Gates' tension meter is user-friendly: it is compact, computerised and stores data for repetitive use. Gates' sonic tension meter measures belt tension accurately every time.

It is supplied with a handy instruction manual.



Technical characteristics

- H 160 mm x D 26 mm x W 59 mm.
- Batteries: 2 x AAA.
- Suitable for multi-ribbed belts, V-belts and synchronous belts.
- Measurement range: 10 Hz to 5,000 Hz.
- Measured accuracy: $\pm 1\%$.
- LCD screen backlight.
- Double display possible (Newton and/or Hz).
- Flexible sensor.
- Cord sensor, inductive sensor and oscillator available on request.
- Stores weight, width and span constants for up to twenty different drive systems.
- Auto gain adjustment function automatically eliminates background noise.
- To save energy, the device shuts off automatically after five minutes of inactivity.
- CE approved.
- RoHS compatible: the device complies with the European Directive (2002/95/EC) on the restriction of the use of certain hazardous substances in electrical and electronic equipment.

Optional accessories

Cord sensor

The cord sensor is recommended for measuring tensions at a distance from the tension meter.

Inductive sensor

The inductive sensor is recommended for measurement particularly in noisy or windy environments. A steel clip to the back of the belt is required to measure the vibration frequency.

NOTE

GATES SONIC TENSION METER SHOULD NOT BE USED IN EXPLOSIVE RISK AREAS.



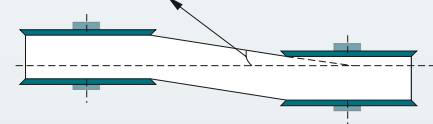
LASER AT-1

Laser alignment device

A fast and accurate method to measure misalignment is ensured by Gates' unique laser alignment device, LASER AT-1. Mounted in a few seconds, the laser line projected onto the targets allows you to quickly ascertain and correct misalignment. It identifies parallel as well as angular misalignment between the pulleys and is suitable for pulley diameters of 60 mm and larger. It can be used on both horizontally and vertically mounted machines.



Parallel misalignment



Angular misalignment



Technical characteristics

- H 87 mm x D 28 mm x W 147 mm.
- Weight: 0.25 kg.
- Battery: 1 x R6 (AA) 1.5 V.
- Battery operation 8 hours continuously.
- Suitable for both V- and synchronous belts.
- Measurement distance: 10 m (33 ft).
- Pulley diameters: ≥ 60 mm.
- Beam angle: 78° .
- Laser class 2.
- Output power: < 1 mW.
- Laser wave length: 635 – 670 nm.
- Temperature range: -10°C up to $+50^\circ\text{C}$.
- Housing: ABS plastics.
- Back plate: anodised aluminium.
- Calibration accuracy: offset < 0.5 mm; angle $< 0.1^\circ$.
- Targets: 2 pieces magnet targets with adjustable centre line.

NOTE

THE LASER AT-1 SHOULD NOT BE USED IN EXPLOSIVE RISK AREAS.



MRO ENGINEERING TOOL BAG

Choosing Gates is not just buying industrial belts but being assured of the power of an established brand name. Nearly 100 years of continuous research enables us to offer unique experience in solving drive system problems. Gates technical teams have the expertise to develop the right drive system solution for any problem. And not unimportant... they use a set of handy and practical tools to conduct drive analysis.

Gates offers you this complete set of specialised tools gathered together in one bag, the Gates MRO engineering tool bag. To facilitate belt drive inspection and maintenance of your machinery, you simply need to have the right tool at hand.



Tool bag contents

Analytical tools

- Strobe light
- Infra-red thermometer
- Laser alignment device
- Sound level meter
- Digital multimeter
- 3 different tension meters
- Digital caliper


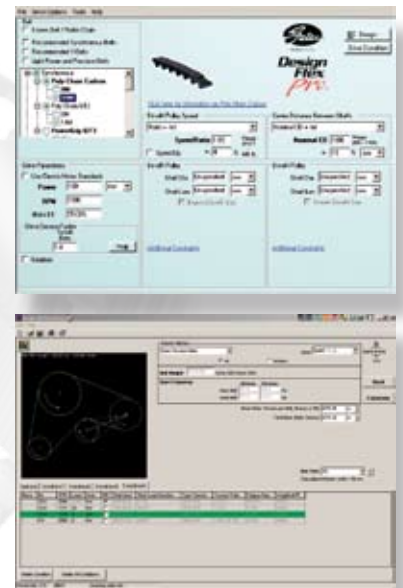
Support tools

- Flashlight
- 2 different screwdriver sets
- Eye protector
- Length gauge
- Multitool
- Inspection mirror
- Ear protector
- Overall
- Digital camera

Behind our leading industrial products is an entire company of professionals, armed with solutions. Whether driven by people, equipment or technology, Gates provides a wide range of services to optimise belt drive performance and deliver the best value to customers in return for their investment in Gates' products.

Gates drive design software

Gates puts forward two fast and easy resources for selecting and maintaining belt drive systems. DesignFlex® Pro™ and Design IQ™, online drive design and engineering tools, assist designers in quickly selecting optimum drive solutions. With the Gates multilingual DesignFlex® Pro™ programme, you can design a drive in minutes, and get every possible drive solution that fits your design parameters. Plus, you can print, e-mail and create a PDF of the design specifications. Design IQ™ provides a blank slate for designing multipoint and complex serpentine belt drives. Utilising a specific Gates product that you have identified, as well as your drive specifications, the software will calculate belt tension, shaft load, belt length and more.

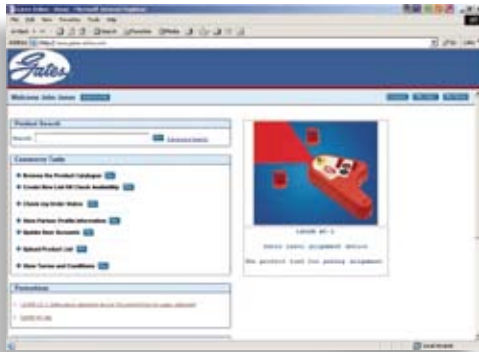


Gates cost saving programme

Gates' technical and commercial teams are available to perform plant surveys on customers' premises: Gates' distributors and application engineers conduct performance evaluations and develop a maintenance recommendation plan for energy cost savings. They evaluate current belt drive efficiencies using DesignFlex® Pro™ and Gates Cost Saving Calculation Tool and can develop a preventive maintenance programme to maximise the life of all belt drives in your facility. The energy saving calculations are based on the best information available and represent the typical saving that can be expected from correctly installed drive systems.



SUPPORT



Gates e-commerce website

By going online registered Gates distributors can find the most current product information, enter orders 24 hours/day and track orders at any time. Gates electronic price lists both in EXCEL and PDF formats can be consulted from the e-commerce website **www.gates-online.com**. To request free printed copies of the price list available in several languages, just contact your Gates representative.

Gates literature and website

Please consult our website at **www.gates.com/europe/pti** for specific and updated information on all Gates industrial belt products and our list of available literature. Industrial Power Transmission brochures and leaflets can be downloaded there. Distributors may link up with the Gates European site thus supplying visitors with updated information on the European Gates organisation.



Gates manufacturing and distribution in Europe

Gates Power Transmission Industrial has product dedicated production sites in Germany, Poland, Scotland, France and Spain. Distribution is handled from one central warehouse in Ghent (Belgium).





Every effort has been made to ensure the accuracy and comprehensiveness of the information given in this catalogue. However, Gates cannot be held responsible if its products are used in special or exceptional circumstances without prior consultation with and clearance from a Gates representative.

This issue is released January 2010 and supersedes all previous versions of this catalogue. If your catalogue is more than 2 years old, please consult a Gates representative to check whether you have the latest version.



A Tomkins Company

BELGIUM

Gates Power Transmission Europe bvba
Dr. Carlierlaan 30
9320 Erembodegem
TL: (32) 53 76 28 41
FX: (32) 53 76 26 09

FRANCE

Gates France S.A.R.L.
B.P. 37
2, Rue de la Briqueterie
Zone Industrielle
95380 Louvres
TL: (33) 1 34 47 41 45
FX: (33) 1 34 72 20 54

ITALY

Gates S.R.L.
Via Senigallia 18
(Int. 2 - Blocco A - Edificio 1)
20161 Milano MI
TL: (39) 02 662 16 222
FX: (39) 02 662 21 851

RUSSIA

Gates CIS LLC
Kosmodamianskaja nab. 52, building 4
Business Centre Riverside Towers, 6th floor
115054 Moscow
TL: (7) 495 933 83 71
FX: (7) 495 933 83 78

GERMANY

Gates GmbH Aachen
Eisenbahnweg 50
52068 Aachen
TL: (49) 241 5108 226
FX: (49) 241 5108 297

Gates Mectrol GmbH
Werner von Siemens Straße 2
64319 Pfungstadt
TL: (49) 6 157 9727 0
FX: (49) 6 157 9727 272

www.gates.com/europe/pti
ptindustrial@gates.com

Your distributor: